

DAFTAR LAMPIRAN

Lampiran 1 Surat Keputusan Bimbingan

 							
SURAT KEPUTUSAN KETUA SEKOLAH TINGGI ILMU EKONOMI PUTRA PERDANA INDONESIA Nomor :237/01-A.01/43194/1/2022							
Tentang DOSEN PEMBIMBING SKRIPSI TAHUN AKADEMIK 2021/2022 PROGRAM STUDI AKUNTANSI							
KETUA STIE PUTRA PERDANA INDONESIA,							
Menimbang	<ol style="list-style-type: none">1. Bahwa untuk menjamin kelancaran penyelesaian proses penyusunan skripsi mahasiswa Program Studi Akuntansi Sekolah Tinggi Ilmu Ekonomi Ppi Tahun Akademik 2021/2022, perlu mengangkat Dosen Pembimbing Skripsi.2. Bahwa nama yang tercantum dalam surat keputusan ini telah memenuhi syarat ketentuan akademik dan mempunyai kemampuan untuk melaksanakan tugas tersebut.						
Mengingat	<ol style="list-style-type: none">1. UU No. 12 Tentang Pendidikan Tinggi.2. Permendikbud No. 3 Tahun 2020 Tentang Standar Nasional Pendidikan Tinggi3. Permendikbud No. 50 Tahun 2014 Tentang Sistem Penjaminan Mutu Pendidikan Tinggi4. Statuta Sekolah Tinggi Ilmu Ekonomi Ppi						
Memperhatikan	Hasil keputusan rapat pimpinan Sekolah Tinggi Ilmu Ekonomi Ppi tentang Penetapan Dosen Pembimbing Skripsi untuk Tahun Akademik 2021/2022 di Sekolah Tinggi Ilmu Ekonomi Putra Perdana Indonesia (STIE-PPI) Tangerang.						
MEMUTUSKAN :							
Menetapkan	<ol style="list-style-type: none">1. Mengangkat dan menetapkan dosen pembimbing skripsi:						
	<table border="1" style="width: 100%;"><tr><td>Nama</td><td>MUH. RAYS, M.Ak.</td></tr><tr><td>NIDN</td><td>0417087302</td></tr><tr><td>Jabatan Fungsional</td><td>ASISTEN AHLI</td></tr></table>	Nama	MUH. RAYS, M.Ak.	NIDN	0417087302	Jabatan Fungsional	ASISTEN AHLI
Nama	MUH. RAYS, M.Ak.						
NIDN	0417087302						
Jabatan Fungsional	ASISTEN AHLI						
	Dalam penyusunan Skripsi Mahasiswa						
	<table border="1" style="width: 100%;"><tr><td>NAMA</td><td>INDAH NURHASANAH</td></tr><tr><td>NIM</td><td>1816220078</td></tr><tr><td>Program Studi</td><td>AKUNTANSI</td></tr></table>	NAMA	INDAH NURHASANAH	NIM	1816220078	Program Studi	AKUNTANSI
NAMA	INDAH NURHASANAH						
NIM	1816220078						
Program Studi	AKUNTANSI						
<hr/> <small>Jl. Citra Raya Utama Barat No.29 Griya Harsa II Blok I 10 Citra Raya, Cikupa Tangerang Telp. 021 5961609 Mobile : 085100247554 email: info.stieppi@gmail.com website: yayasanppi.net</small>							

Lampiran 2 Formulir Bimbingan Skripsi



FORMULIR BIMBINGAN SKRIPSI

Nama Mahasiswa	Indah Nurhasanah
NIM	1816220078
Dosen Pembimbing	1. Muh. Rays, M. Ak. 2.
Judul Skripsi	Pengaruh Struktur Asset, Sales Growth dan Profitabilitas Terhadap Kebijakan Hutang pada Perusahaan Food & Beverages Yang Terdaftar di BEI Tahun 2017-

2020

Konsultasi ke	Materi (BAB)	Tanggal Konsultasi	Tanda Tangan Pembimbing
Bab I	Bab I	7/1/22	[Signature]
JL	Bab I	15/1/22	[Signature]
JL	Bab JL	22/1/22	[Signature]
IV	Bab JL	6/3/22	[Signature]
V	Bab JL	20/3/22	[Signature]
VI	Bab IV	27/3/22	[Signature]
VII	Bab IV	10/4/22	[Signature]
VIII	Bab IV	24/4/22	[Signature]
X	Bab V	31/6/22	[Signature]


Lampiran 3 Daftar Perusahaan dan Daftar Lampiran Sampel

**Daftar Nama Perusahaan *Food and Beverage* yang Terdaftar di
Bursa Efek Indonesia Tahun 2017-2020**

No	Kode Perusahaan	Nama Perusahaan
1	ADES	PT. Akasha Wira International Tbk
2	AISA	PT. FKS Food Sejahtera Tbk
3	ALTO	PT. Tri Banyan Tirta Tbk
4	BTEK	PT. Bumi Teknokultura Unggul Tbk
5	BUDI	PT. Budi Starch & Sweetener Tbk
6	CAMP	PT. Campina Ice Cream Industry Tbk
7	CEKA	PT. Wilmar Cahaya Indonesia Tbk
8	CLEO	PT. Sariguna Primatirta Tbk
9	COCO	PT. Wahana Interfood Nusantara Tbk
10	DLTA	PT. Delta Djakarta Tbk
11	DMND	PT. Diamond Food Indonesia Tbk
12	ENZO	PT. Morenzo Abadi Perkasa Tbk
13	FOOD	PT. Sentra Food Indonesia Tbk
14	GOOD	PT. Garudafood Putri Jaya Tbk
15	HOKI	PT. Buyung Poetra Sembada Tbk
16	ICBP	PT. Indofood CBP Sukses Makmur Tbk
17	IIKP	PT. Inti Agri Resources Tbk
18	IKAN	PT. Era Mandiri Cemerlang Tbk
19	KEJU	PT. Mulia Boga Raya Tbk
20	MGNA	PT. Magna Investama Mandiri Tbk
21	MLBI	PT. Multi Bintang Indonesia Tbk
22	MYOR	PT. Mayora Indah Tbk
23	PANI	PT. Pratama Abadi Nusa Industri Tbk
24	PCAR	PT. Prima Cakrawala Abadi Tbk
25	PMMP	PT. Panca Mitra Multiperdana Tbk
26	PSDN	PT. Prasidha Aneka Niaga Tbk
27	PSGO	PT. Palma Serasih Tbk
28	ROTI	PT. Nippon Indosari Corpindo Tbk
29	SKBM	PT. Sekar Bumi Tbk
30	SKLT	PT. Sekar Laut Tbk
31	STTP	PT. Siantar Top Tbk
32	TBLA	PT. Tunas Baru Lampung Tbk
33	ULTJ	PT. Ultrajaya Milk Industry and Trading Company Tbk

Sumber : www.idx.co.id

Bukti Lampiran Perusahaan *Food and Beverage* yang Terdaftar di Bursa Efek Indonesia Tahun 2017-2020


Senin, 21 Mar 2022 | 17:15 WIB | 150515 (National) Search

[DATA PASAR](#) [PRODUK](#) [PERUSAHAAN TERCATAT](#) [IDX SYARIAH](#) [ANGGOTA BURSA DAN PARTISIPAN](#) [BERITA](#) [PERATURAN](#) [INVESTASI](#) [TENTANG BEI](#)

[Perusahaan Tercatat](#) > [Profil Perusahaan Tercatat](#)

Profil Perusahaan Tercatat

Cari berdasarkan: Saham Obligasi Saham & Obligasi


Cari:

Cari berdasarkan Kode

Show entries

No	Kode/Nama Perusahaan	Nama	Tanggal Pencatatan
1.	ADES	Akasha Wira Internasional Tbk Tbk	13 Jun 1994

Showing 1 to 1 of 1 entries


Senin, 21 Mar 2022 | 17:23 WIB | 150515 (National) Search

[DATA PASAR](#) [PRODUK](#) [PERUSAHAAN TERCATAT](#) [IDX SYARIAH](#) [ANGGOTA BURSA DAN PARTISIPAN](#) [BERITA](#) [PERATURAN](#) [INVESTASI](#) [TENTANG BEI](#)

[Perusahaan Tercatat](#) > [Profil Perusahaan Tercatat](#)

Profil Perusahaan Tercatat

Cari berdasarkan: Saham Obligasi Saham & Obligasi

Cari:

Cari berdasarkan Kode

Show entries

No	Kode/Nama Perusahaan	Nama	Tanggal Pencatatan
1.	CEKA	PT Wilmar Cahaya Indonesia Tbk	09 Jul 1996

Showing 1 to 1 of 1 entries

Bukti daftar lampiran perusahaan *Food and Beverage* yang tidak menerbitkan laporan keuangan secara lengkap di Bursa Efek Indonesia tahun 2017 – 2020

No	Kode Perusahaan	Nama Perusahaan
1	TBLA	PT. Tunas Baru Lampung Tbk
2	COCO	PT. Wahana Interfood Nusantara Tbk
3	MLBI	PT. Multi Bintang Indonesia Tbk
4	CEKA	PT. Wilmar Cahaya Indonesia Tbk
5	ADES	PT. Akasha Wira International Tbk
6	DLTA	PT. Delta Djakarta Tbk
7	DMND	PT. Diamond Food Indonesia Tbk
8	ENZO	PT. Morenzo Abadi Perkasa Tbk
9	GOOD	PT. Garudafood Putri Jaya Tbk
10	KEJU	PT. Mulia Boga Raya Tbk
11	ROTI	PT. Nippon Indosari Corpindo Tbk
12	HOKI	PT. Buyung Poetra Sembada Tbk

PT. Morenzo Abadi Perkasa Tbk - Tidak menerbitkan laporan keuangan tahun 2017, 2018 dan 2019

Kode>Nama Perusahaan*

Tahun

Periode

*Masukkan Kode atau Nama Perusahaan
*Kode/nama perusahaan dapat dimasukkan lebih dari satu dengan memberikan tanda titik koma (;) dan tanpa spasi diantara masing-masing kode
*Biarkan kosong untuk pencarian laporan keuangan/tahunan yang disampaikan oleh seluruh perusahaan tercatat atau penerbit obligasi.

Kode>Nama Perusahaan*

Tahun

Periode

*Masukkan Kode atau Nama Perusahaan
*Kode/nama perusahaan dapat dimasukkan lebih dari satu dengan memberikan tanda titik koma (;) dan tanpa spasi diantara masing-masing kode
*Biarkan kosong untuk pencarian laporan keuangan/tahunan yang disampaikan oleh seluruh perusahaan tercatat atau penerbit obligasi.

Bukti Daftar Lampiran 11 Perusahaan Food and Beverage yang Mengalami Kerugian

No	Kode Perusahaan	Nama Perusahaan
1	AISA	PT. FKS Food Sejahtera Tbk
2	ALTO	PT. Tri Banyan Tirta Tbk
3	BTEK	PT. Bumi Teknokultura Unggul Tbk
4	FOOD	PT. Sentra Food Indonesia Tbk
5	IIKP	PT. Inti Agri Resources Tbk
6	IKAN	PT. Era Mandiri Cemerlang Tbk
7	PANI	PT. Pratama Abadi Nusa Industri Tbk
8	PCAR	PT. Prima Cakrawala Abadi Tbk
9	PSDN	PT. Prasidha Aneka Niaga Tbk
10	PSGO	PT. Palma Serasih Tbk
11	MGNA	PT. Magna Investama Mandiri Tbk

PT. Tri Banyan Tirta Tbk – Mengalami Kerugian ditahun 2018 & 2019

PT TRI BANYAN TIRTA Tbk DAN ENTITAS ANAK LAPORAN LABA RUGI DAN PENGHASILAN KOMPREHENSIF LAIN KONSOLIDASIAN UNTUK TAHUN YANG BERAKHIR PADA TANGGAL 31 DESEMBER 2019 (Dinyatakan dalam Rupiah, kecuali dinyatakan lain)		31 DESEMBER/ DECEMBER 31,		PT TRI BANYAN TIRTA Tbk AND SUBSIDIARIES CONSOLIDATED STATEMENTS OF PROFIT OR LOSS AND OTHER COMPREHENSIVE INCOME FOR THE YEAR ENDED DECEMBER 31, 2019 (Expressed in Rupiah, unless otherwise stated)	
	Catatan/ Notes	2019	2018		
PENJUALAN NETO	2,24	343.971.642.312	290.274.839.317		NET SALES
BEBAN POKOK PENJUALAN	2,25	(302.040.144.585)	(261.497.951.567)		COST OF GOOD SOLD
LABA BRUTO		41.931.497.727	28.776.887.750		GROSS PROFIT
BEBAN USAHA					OPERATING EXPENSES
Beban penjualan	2,26	(19.535.607.685)	(24.189.544.768)		Selling expenses
Beban umum dan administrasi	2,27	(30.316.049.687)	(27.547.841.915)		General and administrative expenses
Pendapatan (beban) lain-lain - neto	2,28	2.340.436.431	(3.993.373.246)		Other income (expenses) - net
RUGI USAHA		(5.579.723.214)	(26.933.872.179)		LOSS FROM OPERATIONS
Penghasilan keuangan	2,29	24.280.052	25.810.662		Finance income
Beban keuangan	2,30	(5.534.119.082)	(18.767.131.696)		Finance cost
RUGI SEBELUM BEBAN PAJAK PENGHASILAN		(11.089.562.244)	(45.675.193.213)		LOSS BEFORE INCOME TAX EXPENSES
MANFAAT PAJAK PENGHASILAN					INCOME TAX BENEFIT
Pajak tangguhan	2,14c	3.706.273.005	12.653.972.351		Deferred tax
RUGI BERSIH TAHUN BERJALAN		(7.383.289.239)	(33.021.220.862)		NET LOSS FOR THE YEAR
PENGHASILAN KOMPREHENSIF LAIN					OTHER COMPREHENSIVE INCOME
Pos yang tidak akan direklasifikasi ke laba rugi:					Item that will not be reclassified to profit or loss:
Pengukuran kembali imbalan kerja karyawan		1.290.152.216	1.150.812.943		Remeasurement of employee benefit
Penghasilan pajak terkait		(322.538.054)	(287.703.236)		Related income tax
Penyesuaian pajak tangguhan		19.521.146	-		Deferred tax adjustments
TOTAL PENGHASILAN KOMPREHENSIF LAIN		987.135.308	863.109.707		TOTAL OTHER COMPREHENSIVE INCOME
RUGI KOMPREHENSIF TAHUN BERJALAN		(6.396.153.931)	(32.158.111.155)		COMPREHENSIVE LOSS FOR THE YEAR

Bukti Lampiran Perusahaan *Food and Beverage* yang tidak menerbitkan laporan keuangan dalam mata uang rupiah

PT. Panca Mitra Multiperdana Tbk

**PT PANCA MITRA MULTIPERDANA TBK
DAN ENTITAS ANAK
LAPORAN LABA RUGI DAN PENGHASILAN
KOMPREHENSIF LAIN KONSOLIDASIAN
Tahun yang Berakhir Pada Tanggal-tanggal
31 Desember 2020 dan 2019
(Disajikan dalam Dolar AS, kecuali Dinyatakan Lain)**

**PT PANCA MITRA MULTIPERDANA TBK
AND SUBSIDIARY
CONSOLIDATED STATEMENTS OF PROFIT OR
LOSS AND OTHER COMPREHENSIVE INCOME
Years Ended December 31, 2020 and 2019
(Expressed in US Dollar, unless Otherwise Stated)**

	Catatan/ Notes	2020	2019	
PENJUALAN NETO	2m,21	170.581.115	142.695.610	NET SALES
BEBAN POKOK PENJUALAN	2m,22	135.254.796	113.282.105	COST OF GOODS SOLD
LABA BRUTO		35.326.319	29.413.505	GROSS PROFIT
BEBAN USAHA				OPERATING EXPENSES
Penjualan	2m,23	9.125.433	6.845.507	Selling
Umum dan administrasi	2m,24	5.078.297	4.573.729	General and administrative
Total Beban Usaha		14.203.730	11.419.236	Total Operating Expenses
LABA OPERASI		21.122.589	17.994.269	OPERATING INCOME
PENGHASILAN (BEBAN) LAIN-LAIN				OTHER INCOME (EXPENSES)
Pendapatan bunga		161.652	160.409	Interest income
Laba selisih kurs	2e	48.023	67.995	Gain on foreign exchange
Beban bunga		(8.963.404)	(8.683.959)	Interest expense
Lain-lain		(297.727)	647.243	Others
Beban Lain-lain - Neto		(9.051.456)	(7.808.312)	Other Expenses - Net
LABA SEBELUM BEBAN PAJAK PENGHASILAN		12.071.133	10.185.957	INCOME BEFORE INCOME TAX EXPENSE
BEBAN PAJAK PENGHASILAN	2o,3,13			INCOME TAX EXPENSE
Kini		(1.500.360)	(3.412.489)	Current
Tangguhan		(321.300)	(1.023.531)	Deferred
Total Beban Pajak Penghasilan		(1.821.660)	(4.436.020)	Total Income Tax Expense
LABA TAHUN BERJALAN		10.249.473	5.749.937	INCOME FOR THE YEAR
PENGHASILAN (RUGI) KOMPREHENSIF LAIN				OTHER COMPREHENSIVE INCOME (LOSS)
Pos yang tidak akan direklasifikasikan ke laba rugi:				Items that will not be reclassified subsequently to profit or loss:
Pengukuran kembali liabilitas imbalan kerja	2n,18	144.411	(48.671)	Remeasurement of employee benefits liabilities
Beban pajak terkait	2o,13	(31.771)	12.168	Related income tax
Total Penghasilan (Rugi) Komprehensif Lain		112.640	(36.503)	Total Other Comprehensive Income (Loss)
TOTAL LABA KOMPREHENSIF TAHUN BERJALAN		10.362.113	5.713.434	TOTAL COMPREHENSIVE INCOME FOR THE YEAR
LABA PER SAHAM DASAR	2s,26	0,0051	0,0029	BASIC EARNINGS PER SHARE

Lampiran 4 Data Instrumen Penelitian

Perhitungan Struktur Aset Tahun 2017-2020 (Dalam Jutaan Rupiah)

Kode	Tahun	Aset Tetap	Total Aset	SA
BUDI	2017	Rp 1,863,833,000,000	Rp 2,939,456,000,000	0.6341
CAMP	2017	Rp 219,597,825,148	Rp 1,211,184,522,659	0.1813
CLEO	2017	Rp 408,954,285,257	Rp 660,917,775,322	0.6188
ICBP	2017	Rp 8,120,254,000,000	Rp 31,619,514,000,000	0.2568
MYOR	2017	Rp 3,988,757,428,380	Rp 14,915,849,800,251	0.2674
SKBM	2017	Rp 485,558,490,029	Rp 1,623,027,475,045	0.2992
SKLT	2017	Rp 311,810,228,981	Rp 636,284,210,210	0.4900
STTP	2017	Rp 1,125,768,977,479	Rp 2,342,432,433,196	0.4806
ULTJ	2017	Rp 1,336,398,000,000	Rp 5,175,896,000,000	0.2582
BUDI	2018	Rp 1,871,467,000,000	Rp 3,392,980,000,000	0.5516
CAMP	2018	Rp 214,497,825,924	Rp 1,004,275,813,783	0.2136
CLEO	2018	Rp 550,478,901,276	Rp 833,933,861,594	0.6601
ICBP	2018	Rp 10,741,622,000,000	Rp 34,367,153,000,000	0.3126
MYOR	2018	Rp 4,258,300,525,120	Rp 17,591,706,426,634	0.2421
SKBM	2018	Rp 582,660,258,194	Rp 1,771,365,972,009	0.3289
SKLT	2018	Rp 323,244,348,971	Rp 747,293,725,435	0.4326
STTP	2018	Rp 1,096,143,561,950	Rp 2,631,189,810,030	0.4166
ULTJ	2018	Rp 1,453,135,000,000	Rp 5,555,871,000,000	0.2615
BUDI	2019	Rp 1,808,968,000,000	Rp 2,999,767,000,000	0.6030
CAMP	2019	Rp 208,167,764,816	Rp 1,057,529,235,985	0.1968
CLEO	2019	Rp 926,961,764,182	Rp 1,245,144,303,719	0.7445
ICBP	2019	Rp 11,342,412,000,000	Rp 38,709,314,000,000	0.2930
MYOR	2019	Rp 4,674,963,819,225	Rp 19,037,918,806,473	0.2456
SKBM	2019	Rp 602,802,562,379	Rp 1,820,383,352,811	0.3311
SKLT	2019	Rp 360,346,292,384	Rp 790,845,543,826	0.4556
STTP	2019	Rp 1,124,520,287,704	Rp 2,881,563,083,954	0.3902
ULTJ	2019	Rp 1,556,666,000,000	Rp 6,608,422,000,000	0.2356
BUDI	2020	Rp 1,699,087,000,000	Rp 2,963,007,000,000	0.5734
CAMP	2020	Rp 237,711,417,828	Rp 1,086,873,666,641	0.2187
CLEO	2020	Rp 993,154,588,208	Rp 1,310,940,121,622	0.7576
ICBP	2020	Rp 13,351,296,000,000	Rp 103,588,325,000,000	0.1289
MYOR	2020	Rp 6,043,201,970,326	Rp 19,777,500,514,550	0.3056
SKBM	2020	Rp 440,748,401,586	Rp 1,768,660,546,754	0.2492
SKLT	2020	Rp 354,930,905,744	Rp 773,863,042,440	0.4586
STTP	2020	Rp 1,538,988,540,784	Rp 3,448,995,059,882	0.4462
ULTJ	2020	Rp 1,715,401,000,000	Rp 8,754,116,000,000	0.1960

Perhitungan Sales Growth Tahun 2017-2020 (Dalam Jutaan Rupiah)

Kode	Tahun	Penjualan Tahun Tertentu (St)	Penjualan Tahun Sebelumnya (St-1)	SG
BUDI	2017	Rp 2,510,578,000,000	Rp 2,467,553,000,000	0.0174
CAMP	2017	Rp 944,837,322,446	Rp 930,531,734,608	0.0154
CLEO	2017	Rp 614,677,561,202	Rp 523,932,684,972	0.1732
ICBP	2017	Rp 35,606,593,000,000	Rp 34,375,236,000,000	0.0358
MYOR	2017	Rp 20,816,673,946,473	Rp 18,349,959,898,358	0.1344
SKBM	2017	Rp 1,841,487,199,828	Rp 1,501,115,928,446	0.2267
SKLT	2017	Rp 914,188,759,779	Rp 833,850,372,883	0.0963
STTP	2017	Rp 2,825,409,180,889	Rp 2,629,107,367,897	0.0747
ULTJ	2017	Rp 4,879,559,000,000	Rp 4,685,988,000,000	0.0413
BUDI	2018	Rp 2,647,193,000,000	Rp 2,510,578,000,000	0.0544
CAMP	2018	Rp 961,136,629,003	Rp 944,837,322,446	0.0173
CLEO	2018	Rp 831,104,026,853	Rp 614,677,561,202	0.3521
ICBP	2018	Rp 38,413,407,000,000	Rp 35,606,593,000,000	0.0788
MYOR	2018	Rp 24,060,802,395,725	Rp 20,816,673,946,473	0.1558
SKBM	2018	Rp 1,953,910,957,160	Rp 1,841,487,199,828	0.0611
SKLT	2018	Rp 1,045,029,834,378	Rp 914,188,759,779	0.1431
STTP	2018	Rp 2,826,957,323,397	Rp 2,825,409,180,889	0.0005
ULTJ	2018	Rp 5,472,882,000,000	Rp 4,879,559,000,000	0.1216
BUDI	2019	Rp 3,003,768,000,000	Rp 2,647,193,000,000	0.1347
CAMP	2019	Rp 1,028,952,947,818	Rp 961,136,629,003	0.0706
CLEO	2019	Rp 1,088,679,619,907	Rp 831,104,026,853	0.3099
ICBP	2019	Rp 42,296,703,000,000	Rp 38,413,407,000,000	0.1011
MYOR	2019	Rp 25,026,739,472,547	Rp 24,060,802,395,725	0.0401
SKBM	2019	Rp 2,104,704,872,583	Rp 1,953,910,957,160	0.0772
SKLT	2019	Rp 1,281,116,255,236	Rp 1,045,029,834,378	0.2259
STTP	2019	Rp 3,512,509,168,853	Rp 2,826,957,323,397	0.2425
ULTJ	2019	Rp 6,223,057,000,000	Rp 5,472,882,000,000	0.1371
BUDI	2020	Rp 2,725,866,000,000	Rp 3,003,768,000,000	-0.0925
CAMP	2020	Rp 956,634,474,111	Rp 1,028,952,947,818	-0.0703
CLEO	2020	Rp 972,634,784,176	Rp 1,088,679,619,907	-0.1066
ICBP	2020	Rp 46,641,048,000,000	Rp 42,296,703,000,000	0.1027
MYOR	2020	Rp 24,476,953,742,651	Rp 25,026,739,472,547	-0.0220
SKBM	2020	Rp 3,165,530,224,724	Rp 2,104,704,872,583	0.5040
SKLT	2020	Rp 1,253,700,810,596	Rp 1,281,116,255,236	-0.0214
STTP	2020	Rp 3,846,300,254,825	Rp 3,512,509,168,853	0.0950
ULTJ	2020	Rp 5,967,362,000,000	Rp 6,223,057,000,000	-0.0411

Perhitungan Profitabilitas Tahun 2017-2020 (Dalam Jutaan Rupiah)

Kode	Tahun	Net Profit	Total Aset	ROA
BUDI	2017	Rp 45,691,000,000	Rp 2,939,456,000,000	0.0155
CAMP	2017	Rp 43,421,734,614	Rp 1,211,184,522,659	0.0359
CLEO	2017	Rp 50,173,730,829	Rp 660,917,775,322	0.0759
ICBP	2017	Rp 3,543,173,000,000	Rp 31,619,514,000,000	0.1121
MYOR	2017	Rp 1,630,953,830,893	Rp 14,915,849,800,251	0.1093
SKBM	2017	Rp 25,880,464,791	Rp 1,623,027,475,045	0.0159
SKLT	2017	Rp 22,970,715,348	Rp 636,284,210,210	0.0361
STTP	2017	Rp 216,024,079,834	Rp 2,342,432,433,196	0.0922
ULTJ	2017	Rp 718,402,000,000	Rp 5,186,940,000,000	0.1385
BUDI	2018	Rp 50,467,000,000	Rp 3,392,980,000,000	0.0149
CAMP	2018	Rp 61,947,295,689	Rp 1,004,275,813,783	0.0617
CLEO	2018	Rp 63,261,752,474	Rp 833,933,861,594	0.0759
ICBP	2018	Rp 4,658,781,000,000	Rp 34,367,153,000,000	0.1356
MYOR	2018	Rp 1,760,434,280,304	Rp 17,591,706,426,634	0.1001
SKBM	2018	Rp 15,954,632,472	Rp 1,771,365,972,009	0.0090
SKLT	2018	Rp 31,954,131,252	Rp 747,293,725,435	0.0428
STTP	2018	Rp 255,088,886,019	Rp 2,631,189,810,030	0.0969
ULTJ	2018	Rp 701,607,000,000	Rp 5,555,871,000,000	0.1263
BUDI	2019	Rp 64,021,000,000	Rp 2,999,767,000,000	0.0213
CAMP	2019	Rp 76,758,829,457	Rp 1,057,529,235,985	0.0726
CLEO	2019	Rp 130,756,461,708	Rp 1,245,144,303,719	0.1050
ICBP	2019	Rp 5,360,029,000,000	Rp 38,709,314,000,000	0.1385
MYOR	2019	Rp 2,039,404,206,764	Rp 19,037,918,806,473	0.1071
SKBM	2019	Rp 957,169,058	Rp 1,820,383,352,811	0.0005
SKLT	2019	Rp 44,943,627,900	Rp 790,845,543,826	0.0568
STTP	2019	Rp 482,590,522,840	Rp 2,881,563,083,954	0.1675
ULTJ	2019	Rp 1,035,865,000,000	Rp 6,608,422,000,000	0.1567
BUDI	2020	Rp 67,093,000,000	Rp 2,963,007,000,000	0.0226
CAMP	2020	Rp 44,045,828,312	Rp 1,086,873,666,641	0.0405
CLEO	2020	Rp 132,772,234,495	Rp 1,310,940,121,622	0.1013
ICBP	2020	Rp 7,418,574,000,000	Rp 103,588,325,000,000	0.0716
MYOR	2020	Rp 2,098,168,514,645	Rp 19,777,500,514,550	0.1061
SKBM	2020	Rp 5,415,741,808	Rp 1,768,660,546,754	0.0031
SKLT	2020	Rp 45,520,246,722	Rp 773,863,042,440	0.0588
STTP	2020	Rp 628,628,879,549	Rp 3,448,995,059,882	0.1823
ULTJ	2020	Rp 1,109,666,000,000	Rp 8,754,116,000,000	0.1268

**Perhitungan Kebijakan Utang Tahun 2017-2020 (Dalam Jutaan
Rupiah)**

Kode	Tahun	Total Utang (Liabilities)	Ekuitas	DER
BUDI	2017	Rp 1,744,756,000,000	Rp 1,194,700,000,000	1.4604
CAMP	2017	Rp 373,272,941,443	Rp 837,911,581,216	0.4455
CLEO	2017	Rp 362,948,247,159	Rp 297,969,528,163	1.2181
ICBP	2017	Rp 11,295,184,000,000	Rp 20,324,330,000,000	0.5557
MYOR	2017	Rp 7,561,503,434,179	Rp 7,354,346,366,072	1.0282
SKBM	2017	Rp 599,790,014,646	Rp 1,023,237,460,399	0.5862
SKLT	2017	Rp 328,714,435,982	Rp 307,569,774,228	1.0687
STTP	2017	Rp 957,660,374,836	Rp 1,384,772,068,360	0.6916
ULTJ	2017	Rp 978,185,000,000	Rp 4,197,711,000,000	0.2330
BUDI	2018	Rp 2,166,496,000,000	Rp 1,226,484,000,000	1.7664
CAMP	2018	Rp 118,853,215,128	Rp 885,422,598,655	0.1342
CLEO	2018	Rp 198,455,391,702	Rp 635,478,469,892	0.3123
ICBP	2018	Rp 11,660,003,000,000	Rp 22,707,150,000,000	0.5135
MYOR	2018	Rp 9,049,161,944,940	Rp 8,542,544,481,694	1.0593
SKBM	2018	Rp 730,789,419,438	Rp 1,040,576,552,571	0.7023
SKLT	2018	Rp 408,057,718,435	Rp 339,236,007,000	1.2029
STTP	2018	Rp 984,801,863,078	Rp 1,646,387,946,952	0.5982
ULTJ	2018	Rp 780,915,000,000	Rp 4,774,956,000,000	0.1635
BUDI	2019	Rp 1,714,449,000,000	Rp 1,285,318,000,000	1.3339
CAMP	2019	Rp 122,136,752,135	Rp 935,392,483,850	0.1306
CLEO	2019	Rp 478,844,867,693	Rp 766,299,436,026	0.6249
ICBP	2019	Rp 12,038,210,000,000	Rp 26,671,104,000,000	0.4514
MYOR	2019	Rp 9,137,978,611,155	Rp 9,899,940,195,318	0.9230
SKBM	2019	Rp 784,562,971,811	Rp 1,035,820,381,000	0.7574
SKLT	2019	Rp 410,463,595,860	Rp 380,381,947,966	1.0791
STTP	2019	Rp 733,556,075,974	Rp 2,148,007,007,980	0.3415
ULTJ	2019	Rp 953,283,000,000	Rp 5,655,139,000,000	0.1686
BUDI	2020	Rp 1,640,851,000,000	Rp 1,322,156,000,000	1.2410
CAMP	2020	Rp 125,161,736,940	Rp 961,711,929,701	0.1301
CLEO	2020	Rp 416,194,010,942	Rp 894,746,110,680	0.4652
ICBP	2020	Rp 53,270,272,000,000	Rp 50,318,053,000,000	1.0587
MYOR	2020	Rp 8,506,032,464,592	Rp 11,271,468,049,958	0.7547
SKBM	2020	Rp 806,678,887,419	Rp 961,981,659,335	0.8386
SKLT	2020	Rp 366,908,471,713	Rp 406,954,570,727	0.9016
STTP	2020	Rp 775,696,860,738	Rp 2,673,298,199,144	0.2902
ULTJ	2020	Rp 3,972,379,000,000	Rp 4,781,737,000,000	0.8307

Lampiran 5 Tabel Durbin-Watson

Tabel Durbin-Watson

	k=1		k=2		k=3		k=4		k=5	
	dL	dU	dL	dU	dL	dU	dL	dU	dL	Du
6	0.6102	1.4002								
7	0.6996	1.3564	0.4672	1.8964						
8	0.7629	1.3324	0.5591	1.7771	0.3674	2.2866				
9	0.8243	1.3199	0.6291	1.6993	0.4548	2.1282	0.2957	2.5881		
10	0.8791	1.3197	0.6972	1.6413	0.5253	2.0163	0.3760	2.4137	0.2427	2.8217
11	0.9273	1.3241	0.7580	1.6044	0.5948	1.9280	0.4441	2.2833	0.3155	2.6446
12	0.9708	1.3314	0.8122	1.5794	0.6577	1.8640	0.5120	2.1766	0.3796	2.5061
13	1.0097	1.3404	0.8612	1.5621	0.7147	1.8159	0.5745	2.0943	0.4445	2.3897
14	1.0450	1.3503	0.9054	1.5507	0.7667	1.7788	0.6321	2.0296	0.5052	2.2959
15	1.0770	1.3605	0.9455	1.5432	0.8140	1.7501	0.6852	1.9774	0.5620	2.2198
16	1.1062	1.3709	0.9820	1.5386	0.8572	1.7277	0.7340	1.9351	0.6150	2.1567
17	1.1330	1.3812	1.0154	1.5361	0.8968	1.7101	0.7790	1.9005	0.6641	2.1041
18	1.1576	1.3913	1.0461	1.5353	0.9331	1.6961	0.8204	1.8719	0.7098	2.0600
19	1.1804	1.4012	1.0743	1.5355	0.9666	1.6851	0.8588	1.8482	0.7523	2.0226
20	1.2015	1.4107	1.1004	1.5367	0.9976	1.6763	0.8943	1.8283	0.7918	1.9908
21	1.2212	1.4200	1.1246	1.5385	1.0262	1.6694	0.9272	1.8116	0.8286	1.9635
22	1.2395	1.4289	1.1471	1.5408	1.0529	1.6640	0.9578	1.7974	0.8629	1.9400
23	1.2567	1.4375	1.1682	1.5435	1.0778	1.6597	0.9864	1.7855	0.8949	1.9196
24	1.2728	1.4458	1.1878	1.5464	1.1010	1.6565	1.0131	1.7753	0.9249	1.9018
25	1.2879	1.4537	1.2063	1.5495	1.1228	1.6540	1.0381	1.7666	0.9530	1.8863
26	1.3022	1.4614	1.2236	1.5528	1.1432	1.6523	1.0616	1.7591	0.9794	1.8727
27	1.3157	1.4688	1.2399	1.5562	1.1624	1.6510	1.0836	1.7527	1.0042	1.8608
28	1.3284	1.4759	1.2553	1.5596	1.1805	1.6503	1.1044	1.7473	1.0276	1.8502
29	1.3405	1.4828	1.2699	1.5631	1.1976	1.6499	1.1241	1.7426	1.0497	1.8409
30	1.3520	1.4894	1.2837	1.5666	1.2138	1.6498	1.1426	1.7386	1.0706	1.8326
31	1.3630	1.4957	1.2969	1.5701	1.2292	1.6500	1.1602	1.7352	1.0904	1.8252
32	1.3734	1.5019	1.3093	1.5736	1.2437	1.6505	1.1769	1.7323	1.1092	1.8187
33	1.3834	1.5078	1.3212	1.5770	1.2576	1.6511	1.1927	1.7298	1.1270	1.8128
34	1.3929	1.5136	1.3325	1.5805	1.2707	1.6519	1.2078	1.7277	1.1439	1.8076
35	1.4019	1.5191	1.3433	1.5838	1.2833	1.6528	1.2221	1.7259	1.1601	1.8029
36	1.4107	1.5245	1.3537	1.5872	1.2953	1.6539	1.2358	1.7245	1.1755	1.7987
37	1.4190	1.5297	1.3635	1.5904	1.3068	1.6550	1.2489	1.7233	1.1901	1.7950
38	1.4270	1.5348	1.3730	1.5937	1.3177	1.6563	1.2614	1.7223	1.2042	1.7916
39	1.4347	1.5396	1.3821	1.5969	1.3283	1.6575	1.2734	1.7215	1.2176	1.7886
40	1.4421	1.5444	1.3908	1.6000	1.3384	1.6589	1.2848	1.7209	1.2305	1.7859
41	1.4493	1.5490	1.3992	1.6031	1.3480	1.6603	1.2958	1.7205	1.2428	1.7835
42	1.4562	1.5534	1.4073	1.6061	1.3573	1.6617	1.3064	1.7202	1.2546	1.7814
43	1.4628	1.5577	1.4151	1.6091	1.3663	1.6632	1.3166	1.7200	1.2660	1.7794
44	1.4692	1.5619	1.4226	1.6120	1.3749	1.6647	1.3263	1.7200	1.2769	1.7777
45	1.4754	1.5660	1.4298	1.6148	1.3832	1.6662	1.3357	1.7200	1.2874	1.7762
46	1.4814	1.5700	1.4368	1.6176	1.3912	1.6677	1.3448	1.7201	1.2976	1.7748
47	1.4872	1.5739	1.4435	1.6204	1.3989	1.6692	1.3535	1.7203	1.3073	1.7736

48	1.4928	1.5776	1.4500	1.6231	1.4064	1.6708	1.3619	1.7206	1.3167	1.7725
49	1.4982	1.5813	1.4564	1.6257	1.4136	1.6723	1.3701	1.7210	1.3258	1.7716
50	1.5035	1.5849	1.4625	1.6283	1.4206	1.6739	1.3779	1.7214	1.3346	1.7708
51	1.5086	1.5884	1.4684	1.6309	1.4273	1.6754	1.3855	1.7218	1.3431	1.7701
52	1.513	1.5917	1.4741	1.6334	1.4339	1.6769	1.3929	1.7223	1.3512	1.7694
53	1.5183	1.5951	1.4797	1.6359	1.4402	1.6785	1.4000	1.7228	1.3592	1.7689
54	1.5230	1.5983	1.4851	1.6383	1.4464	1.6800	1.4069	1.7234	1.3669	1.7684
55	1.5276	1.6014	1.4903	1.6406	1.4523	1.6815	1.4136	1.7240	1.3743	1.7681
56	1.5320	1.6045	1.4954	1.6430	1.4581	1.6830	1.4201	1.7246	1.3815	1.7678
57	1.5363	1.6075	1.5004	1.6452	1.4637	1.6845	1.4264	1.7253	1.3885	1.7675
58	1.5405	1.6105	1.5052	1.6475	1.4692	1.6860	1.4325	1.7259	1.3953	1.7673
59	1.5446	1.6134	1.5099	1.6497	1.4745	1.6875	1.4385	1.7266	1.4019	1.7672
60	1.5485	1.6162	1.5144	1.6518	1.4797	1.6889	1.4443	1.7274	1.4083	1.7671
61	1.5524	1.6189	1.5189	1.6540	1.4847	1.6904	1.4499	1.7281	1.4146	1.7671
62	1.5562	1.6216	1.5232	1.6561	1.4896	1.6918	1.4554	1.7288	1.4206	1.7671
63	1.5599	1.6243	1.5274	1.6581	1.4943	1.6932	1.4607	1.7296	1.4265	1.7671
64	1.5635	1.6268	1.5315	1.6601	1.4990	1.6946	1.4659	1.7303	1.4322	1.7672
65	1.5670	1.6294	1.5355	1.6621	1.5035	1.6960	1.4709	1.7311	1.4378	1.7673
66	1.5704	1.6318	1.5395	1.6640	1.5079	1.6974	1.4758	1.7319	1.4433	1.7675
67	1.5738	1.6343	1.5433	1.6660	1.5122	1.6988	1.4806	1.7327	1.4486	1.7676
68	1.5771	1.6367	1.5470	1.6678	1.5164	1.7001	1.4853	1.7335	1.4537	1.7678
69	1.5803	1.6390	1.5507	1.6697	1.5205	1.7015	1.4899	1.7343	1.4588	1.7680
70	1.5834	1.6413	1.5542	1.6715	1.5245	1.7028	1.4943	1.7351	1.4637	1.7683

Sumber: www.stanford.edu

Lampiran 6 Hasil Uji SPSS

Hasil Uji Analisis Statistik Deskriptif

Descriptive Statistics

Descriptive Statistics					
	N	Minimum	Maximum	Mean	Std. Deviation
X1_SA	36	,13	,76	,3815	,17065
X2_SG	36	-,11	,50	,0969	,12461
X3_ROA	36	,00	,18	,0787	,05013
Y_Kebijakan_Utang	36	,13	1,77	,7239	,41950
Valid N (listwise)	36				

Sumber : Output SPSS 25

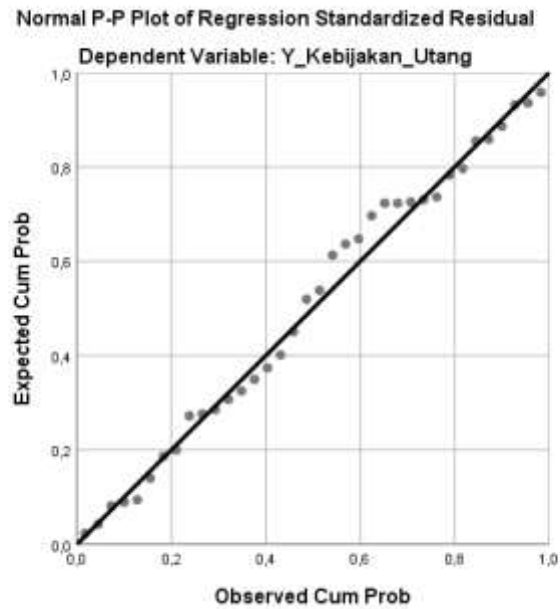
Output Uji Normalitas One-Sample

Kolmogorov-Smirnov Test

One-Sample Kolmogorov-Smirnov Test		
		Unstandardized Residual
N		36
Normal Parameters ^{a,b}	Mean	,0000000
	Std. Deviation	,29420988
Most Extreme Differences	Absolute	,094
	Positive	,054
	Negative	-,094
Test Statistic		,094
Asymp. Sig. (2-tailed)		,200 ^{c,d}
a. Test distribution is Normal.		
b. Calculated from data.		
c. Lilliefors Significance Correction.		
d. This is a lower bound of the true significance.		

Sumber : Output SPSS 25

Uji Normalitas



Sumber : Output SPSS 25

Hasil Uji Multikolonieritas

Coefficients ^a			
Model		Collinearity Statistics	
		Tolerance	VIF
1	X1_SA	,934	1,071
	X2_SG	,990	1,010
	X3_ROA	,926	1,080

a. Dependent Variable: Y_Kebijakan_Utang

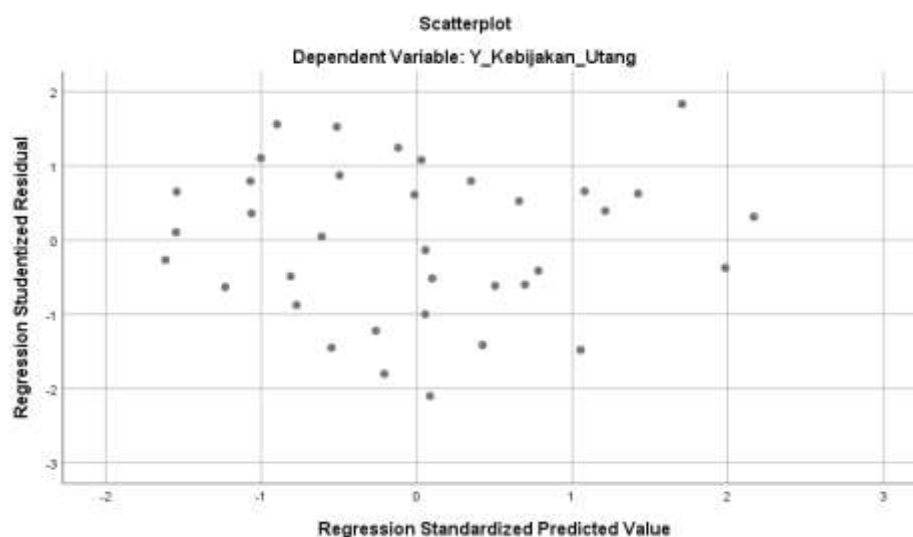
Sumber : Output SPSS 25

Hasil Uji Autokorelasi *Durbin-Watson*

Model Summary ^b					
Model	R	R Square	Adjusted R Square	Std. Error of the Estimate	Durbin-Watson
1	,713 ^a	,508	,462	,30769	2,082
a. Predictors: (Constant), X3_ROA, X2_SG, X1_SA					
b. Dependent Variable: Y_Kebijakan_Utang					

Sumber : Output SPSS 25

Uji Heteroskedastisitas



Sumber : Output SPSS 25

Output Uji Regresi Linier Berganda

Coefficients ^a						
Model		Unstandardized Coefficients		Standardized Coefficients	T	Sig.
		B	Std. Error	Beta		
1	(Constant)	,672	,174		3,867	,001
	X1_SA	1,042	,315	,424	3,304	,002
	X2_SG	-,945	,419	-,281	-2,253	,031
	X3_ROA	-3,230	1,078	-,386	-2,996	,005
a. Dependent Variable: Y_Kebijakan_Utang						

Sumber : Output SPSS 25

Analisis Koefisien Determinasi

Model Summary ^b				
Model	R	R Square	Adjusted R Square	Std. Error of the Estimate
1	,713 ^a	,508	,462	,30769
a. Predictors: (Constant), X3_ROA, X2_SG, X1_SA				
b. Dependent Variable: Y_Kebijakan_Utang				

Sumber : Output SPSS 25

Hasil Uji T (Parsial)

Model		T	Sig.
1	(Constant)	3,867	,001
	X1_SA	3,304	,002
	X2_SG	-2,253	,031
	X3_ROA	-2,996	,005

Sumber : Output SPSS 25

Hasil Uji Simultan (Uji f)

ANOVA ^a						
Model		Sum of Squares	df	Mean Square	F	Sig.
1	Regression	3,130	3	1,043	11,019	,000 ^b
	Residual	3,030	32	,095		
	Total	6,159	35			
a. Dependent Variable: Y_Kebijakan_Utang						
b. Predictors: (Constant), X3_ROA, X2_SG, X1_SA						

Sumber : Output SPSS 25

Lampiran 7 Laporan Keuangan PT Mayora Indah Tbk

Laporan Posisi Keuangan

PT MAYORA INDAH Tbk DAN ENTITAS ANAK		PT MAYORA INDAH Tbk AND ITS SUBSIDIARIES	
Laporan Posisi Keuangan Konsolidasian		Consolidated Statements of Financial Position	
31 Desember 2020 dan 2019		December 31, 2020 and 2019	
(Angka-angka Disajikan dalam Rupiah, kecuali Dinyatakan Lain)		(Figures are Presented in Rupiah, unless Otherwise Stated)	
	Catatan/ Notes	2020	2019
ASET			
ASET LANCAR			
Kas dan setara kas	4	3.777.791.432.101	2.982.004.859.009
Piutang usaha - setelah dikurangi cadangan kerugian penurunan nilai masing-masing sebesar Rp 38.070.062.219 dan Rp 41.793.587.269 pada tanggal 31 Desember 2020 dan 2019	5		
Pihak berelasi	33	5.333.380.386.497	4.745.854.148.720
Pihak ketiga		130.604.357.590	1.156.139.900.456
Piutang lain-lain - pihak ketiga		168.238.240.056	500.974.800.491
Persediaan	6	2.805.111.592.211	2.790.633.951.514
Uang muka pembelian	7	106.660.948.660	101.543.572.151
Pajak dibayar dimuka	8	484.846.041.218	461.144.088.840
Biaya dibayar dimuka		32.096.163.761	37.807.460.332
JUMLAH ASET LANCAR		12.838.729.162.094	12.776.102.781.513
ASET TIDAK LANCAR			
Aset pajak tangguhan	31	104.876.456.480	96.055.409.948
Aset tetap - setelah dikurangi akumulasi penyusutan dan amortisasi masing-masing sebesar Rp 5.567.196.018.777 dan Rp 4.843.364.769.063 pada tanggal 31 Desember 2020 dan 2019	9	6.043.201.970.326	4.674.963.819.225
Aset hak guna bangunan - setelah dikurangi akumulasi penyusutan dan amortisasi sebesar Rp 72.420.411.139 pada tanggal 31 Desember 2020	10	228.563.209.997	-
Uang muka pembelian aset tetap	11	521.483.598.829	1.459.858.783.569
Uang jaminan		40.646.116.824	30.938.012.218
JUMLAH ASET TIDAK LANCAR		6.938.771.352.456	6.261.816.024.960
JUMLAH ASET		19.777.500.514.550	19.037.918.806.473
ASSETS			
CURRENT ASSETS			
Cash and cash equivalents			
Trade accounts receivable - net of allowance for impairment of Rp 38,070,062,219 and Rp 41,793,587,269 as of December 31, 2020 and 2019, respectively			
Related parties			
Third parties			
Other accounts receivable - third parties			
Inventories			
Advances for purchases			
Prepaid taxes			
Prepaid expenses			
TOTAL CURRENT ASSETS		12.838.729.162.094	12.776.102.781.513
NONCURRENT ASSETS			
Deferred tax assets			
Property, plant and equipment - net of accumulated depreciation and amortization of Rp 5,567,196,018,777 and Rp 4,843,364,769,063 as of December 31, 2020 and 2019, respectively			
Right-of-use assets buildings - net of accumulated depreciation and amortization of Rp 72,420,411,139 as of December 31, 2020			
Advances for purchases of property and equipment			
Guarantee deposits			
TOTAL NONCURRENT ASSETS		6.938.771.352.456	6.261.816.024.960
TOTAL ASSETS		19.777.500.514.550	19.037.918.806.473

Lihat catatan atas laporan keuangan konsolidasian yang merupakan bagian yang tidak terpisahkan dari laporan keuangan konsolidasian.

See accompanying notes to consolidated financial statements which are an integral part of the consolidated financial statements.

PT MAYORA INDAH Tbk DAN ENTITAS ANAK
Laporan Posisi Keuangan Konsolidasian
31 Desember 2020 dan 2019
(Angka-angka Disajikan dalam Rupiah, kecuali Dinyatakan Lain)

PT MAYORA INDAH Tbk AND ITS SUBSIDIARIES
Consolidated Statements of Financial Position
December 31, 2020 and 2019
(Figures are Presented in Rupiah, unless Otherwise Stated)

	Catatan/ Notes	2020	2019	
LIABILITAS DAN EKUITAS				LIABILITIES AND EQUITY
LIABILITAS				LIABILITIES
LIABILITAS JANGKA PENDEK				CURRENT LIABILITIES
Utang bank jangka pendek	12	50.000.000.000	1.000.000.000.000	Short-term bank loans
Utang usaha	13			Trade accounts payable
Pihak berelasi	33	89.728.514.763	73.028.489.792	Related parties
Pihak ketiga		1.502.068.040.119	1.239.154.448.245	Third parties
Utang lain-lain - pihak ketiga	14	314.132.408.598	100.229.810.844	Other accounts payable - third parties
Utang pajak	15	147.124.420.454	184.860.464.005	Taxes payable
Beban akrual	16	411.852.543.588	695.162.743.054	Accrued expenses
Bagian pinjaman bank jangka panjang yang akan jatuh tempo dalam waktu satu tahun	17	804.080.567.757	421.923.583.261	Current portion of long-term bank loans
Bagian utang obligasi jangka panjang yang akan jatuh tempo dalam waktu satu tahun	19	156.337.216.864	-	Current portion of long-term bonds payable
JUMLAH LIABILITAS JANGKA PENDEK		3.475.323.711.943	3.714.359.539.201	TOTAL CURRENT LIABILITIES
LIABILITAS JANGKA PANJANG				NONCURRENT LIABILITIES
Liabilitas pajak tangguhan	31	15.261.479.977	11.181.056.094	Deferred tax liabilities
Pinjaman bank jangka panjang - setelah dikurangi bagian yang jatuh tempo dalam waktu satu tahun	17	1.725.336.242.405	2.839.707.799.079	Long-term bank loans - net of current portion
Liabilitas sewa	18	236.190.555.450	-	Lease liabilities
Utang obligasi jangka panjang - setelah dikurangi bagian yang jatuh tempo dalam waktu satu tahun	19	1.888.882.902.612	1.546.672.357.500	Long-term bonds payable - net of current portion
Liabilitas imbalan kerja jangka panjang	30	1.165.037.572.205	1.014.057.859.281	Long-term employee benefits liability
JUMLAH LIABILITAS JANGKA PANJANG		5.030.708.752.649	5.411.619.071.954	TOTAL NONCURRENT LIABILITIES
JUMLAH LIABILITAS		8.506.032.464.592	9.125.978.611.155	TOTAL LIABILITIES
EKUITAS				EQUITY
Ekuitas yang dapat diatribusikan kepada pemilik entitas induk				Equity Attributable to Owners of the Company
Modal saham - nilai nominal Rp 20 per saham				Capital stock - Rp 20 par value per share
Modal dasar - 75.000.000.000 saham				Authorized - 75,000,000,000 shares
Modal ditempatkan dan disetor - 22.358.699.725 saham	21	447.173.994.500	447.173.994.500	Issued and paid-up - 22,358,699,725 shares
Tambahan modal disetor		330.005.500	330.005.500	Additional paid-in capital
Saldo laba				Retained earnings
Ditentukan penggunaannya	22	47.000.000.000	45.000.000.000	Appropriated
Belum ditentukan penggunaannya		10.524.377.924.687	9.185.875.521.684	Unappropriated
Selisih kurs perjabaran entitas anak luar negeri		(7.812.019.120)	(3.965.841.884)	Exchange differences on translation of a foreign subsidiary
JUMLAH		11.011.069.905.567	9.674.413.679.800	TOTAL
KEPENTINGAN NONPENGENDALI	23	260.398.144.391	237.526.515.518	NON-CONTROLLING INTERESTS
JUMLAH EKUITAS		11.271.468.049.958	9.911.940.195.318	TOTAL EQUITY
JUMLAH LIABILITAS DAN EKUITAS		19.777.500.514.550	19.037.918.806.473	TOTAL LIABILITIES AND EQUITY

Lihat catatan atas laporan keuangan konsolidasian yang merupakan bagian yang tidak terpisahkan dari laporan keuangan konsolidasian.

See accompanying notes to consolidated financial statements which are an integral part of the consolidated financial statements.

PT MAYORA INDAH Tbk DAN ENTITAS ANAK
Laporan Laba Rugi dan Penghasilan Komprehensif Lain Konsolidasian
Untuk Tahun-Tahun yang Berakhir 31 Desember 2020 dan 2019
(Angka-angka Disajikan dalam Rupiah, kecuali Dinyatakan Lain)

PT MAYORA INDAH Tbk AND ITS SUBSIDIARIES
Consolidated Statements of Profit or Loss and Other Comprehensive Income
For the Years Ended December 31, 2020 and 2019
(Figures are Presented in Rupiah, unless Otherwise Stated)

	Catatan/ Notes	2020	2019	
PENJUALAN BERSIH	24	24.476.953.742.651	25.026.739.472.547	NET SALES
BEBAN POKOK PENJUALAN	25	17.177.830.782.966	17.109.498.526.032	COST OF GOODS SOLD
LABA BRUTO		7.299.122.959.685	7.917.240.946.515	GROSS PROFIT
BEBAN USAHA	26			OPERATING EXPENSES
Beban penjualan		3.769.234.915.945	4.027.986.833.485	Selling
Beban umum dan administrasi		698.959.849.585	716.969.561.996	General and administrative
Jumlah Beban Usaha		4.468.194.765.530	4.744.976.395.481	Total Operating Expenses
LABA USAHA		2.830.928.194.155	3.172.264.551.034	PROFIT FROM OPERATIONS
PENGHASILAN (BEBAN) LAIN-LAIN				OTHER INCOME (EXPENSES)
Beban bunga	28	(353.822.336.007)	(355.074.879.758)	Interest expense
Labu (rugi) selisih kurs mata uang asing - bersih		116.986.949.959	(206.361.945.932)	Gain (loss) on foreign exchange - net
Penghasilan bunga	27	51.405.459.416	52.352.843.077	Interest income
Keuntungan penjualan aset tetap	9	1.965.163.012	2.387.589.067	Gain on sale of property, plant and equipment
Lain-lain - bersih	29	36.426.849.401	38.898.423.523	Others - net
Beban Lain-lain - bersih		(147.037.914.219)	(467.797.970.023)	Other Expenses - net
LABA SEBELUM PAJAK		2.683.690.279.936	2.704.466.581.011	PROFIT BEFORE TAX
BEBAN (PENGHASILAN) PAJAK	31			TAX EXPENSE (BENEFIT)
Pajak kini		576.418.381.880	661.306.449.500	Current tax
Pajak tangguhan		9.303.383.411	(8.244.075.253)	Deferred tax
Beban pajak		585.721.765.291	653.062.374.247	Right-of-use assets buildings - net of Tax expense
LABA TAHUN BERJALAN		2.098.168.514.645	2.051.404.206.764	PROFIT FOR THE YEAR
PENGHASILAN (RUGI) KOMPREHENSIF LAIN				OTHER COMPREHENSIVE INCOME (LOSS)
Pos yang tidak akan direklasifikasi ke laba rugi				Item that will not be reclassified subsequently to profit or loss
Pengukuran kembali stabilitas imbalan pensiun	30	(63.741.440.323)	(26.132.575.812)	Remeasurement of long-term employee benefits liability
Pajak yang terkait pos yang tidak akan direklasifikasi ke laba rugi	31	14.023.116.871	7.033.143.953	Tax relating to item that will not be reclassified subsequently to profit or loss
		(49.718.323.452)	(21.099.431.859)	
Pos yang akan direklasifikasi ke laba rugi				Item that will be reclassified subsequently to profit or loss -
Selisih kurs penjabaran entitas anak luar negeri		(3.846.177.236)	1.745.730.744	Exchange differences on translation of a foreign subsidiary
RUGI KOMPREHENSIF LAIN SETELAH PAJAK		(53.564.500.688)	(19.353.701.115)	OTHER COMPREHENSIVE LOSS - NET OF TAX
JUMLAH PENGHASILAN KOMPREHENSIF		2.044.604.013.957	2.032.050.505.649	TOTAL COMPREHENSIVE INCOME
JUMLAH LABA TAHUN BERJALAN YANG DAPAT DIATRIBUSIKAN KEPADA:				TOTAL PROFIT FOR THE YEAR ATTRIBUTABLE TO:
Pemilik entitas induk		2.060.631.850.945	1.999.303.012.096	Owners of the Company
Keperluan nonpengendali		37.536.663.700	52.101.194.668	Non-controlling interests
		2.098.168.514.645	2.051.404.206.764	
JUMLAH PENGHASILAN KOMPREHENSIF YANG DAPAT DIATRIBUSIKAN KEPADA:				TOTAL COMPREHENSIVE INCOME ATTRIBUTABLE TO:
Pemilik entitas induk		2.007.479.885.084	1.980.168.272.605	Owners of the Company
Keperluan nonpengendali	23	37.124.128.873	51.882.233.044	Non-controlling interests
		2.044.604.013.957	2.032.050.505.649	
LABA PER SAHAM	32	92	89	EARNINGS PER SHARE

Lihat catatan atas laporan keuangan konsolidasian yang merupakan bagian yang tidak terpisahkan dari laporan keuangan konsolidasian.

See accompanying notes to consolidated financial statements which are an integral part of the consolidated financial statements.

DAFTAR RIWAYAT HIDUP

Nama : INDAH NURHASANAH
Tempat, Tanggal Lahir : Wonogiri, 17 Desember 1999
Alamat : Kp. Blok Sawo RT. 003/001, No. 93, Ds. Curug
Wetan, Kec. Curug, Kab. Tangerang, 15810
No. Telepon/email : 085893835386/indahnurhasanah460@gmail.com

Riwayat Pendidikan

A. Pendidikan Formal

1. STIE PPI Tangerang Program Studi Akuntansi tahun 2022
2. SMK Yuppentek 5 Curug tahun 2017
3. SMPN 1 Curug tahun 2014
4. MI Nurul Huda Curug Wetan tahun 2011

B. Pendidikan Informal

TOEFL (*Test of English as a Foreign Language*) Tahun 2019

Demikian riwayat hidup ini saya buat dengan sebenarnya.

Tangerang, 14 Juli 2022

Indah Nurhasanah