

LAMPIRAN



STIE-PPI

AKUNTANSI - MANAJEMEN
Terakreditasi B

**SURAT KEPUTUSAN
KETUA SEKOLAH TINGGI ILMU EKONOMI
PUTRA PERDANA INDONESIA**
Nomor : 123/01-A.01/43194/III/2023

Tentang
DOSEN PEMBIMBING SKRIPSI TAHUN AKADEMIK 2022/2023 GENAP
PROGRAM STUDI MANAJEMEN

KETUA STIE PUTRA PERDANA INDONESIA,

- Menimbang** : 1. Bahwa untuk menjamin kelancaran penyelesaian proses penyusunan skripsi mahasiswa Program Studi Manajemen Sekolah Tinggi Ilmu Ekonomi Ppi Tahun Akademik 2022/2023, perlu mengangkat Dosen Pembimbing Skripsi.
2. Bahwa nama yang tercantum dalam surat keputusan ini telah memenuhi syarat ketentuan akademik dan mempunyai kemampuan untuk melaksanakan tugas tersebut.
- Mengingat** : 1. UU No. 12 Tentang Pendidikan Tinggi.
2. Permendikbud No. 3 Tahun 2020 Tentang Standar Nasional Perguruan Tinggi
3. Permendikbud No. 50 Tahun 2014 Tentang Sistem Penjaminan Mutu Pendidikan Tinggi.
4. Statuta Sekolah Tinggi Ilmu Ekonomi Ppi
- Memperhatikan** : Hasil keputusan rapat pimpinan Sekolah Tinggi Ilmu Ekonomi Ppi tentang Penetapan Dosen Pembimbing Skripsi untuk Tahun Akademik 2022/2023 di Sekolah Tinggi Ilmu Ekonomi Ppi Tangerang.

MEMUTUSKAN :

- Menetapkan** : 1. Mengangkat dan menetapkan dosen pembimbing skripsi:

| | |
|--------------------|-------------------------------|
| Nama | GATHOT WIDYANTARA, S.E., M.M. |
| NIDN | 0320077501 |
| Jabatan Fungsional | ASISTEN AHLI |

Dalam penyusunan Skripsi Mahasiswa:

| | |
|---------------|----------------------------|
| Nama | ANDREAS DONI GIAN SETIAWAN |
| NIM | 1916120008 |
| Program Studi | MANAJEMEN |



STIE-PPI

AKUNTANSI - MANAJEMEN
Terakreditasi B

2. Tugas membimbing Skripsi selama 1 (satu) semester dan dapat diperpanjang selama 1 (satu) semester berikutnya.
3. kepadanya diberikan tunjangan honor sesuai dengan ketentuan yang berlaku di Sekolah Tinggi Ilmu Ekonomi Ppi.
4. Surat Keputusan ini berlaku mulai tanggal surat keputusan ini ditetapkan dan apabila dikemudian hari terdapat kekeliruan akan dilakukan perbaikan sebagaimana mestinya.

Ditetapkan di : Tangerang
Pada tanggal : 01 Maret 2023



Dr. H. Juanda, S.E., S.H., M.M
NIP. 194100001

Tembusan :

1. Ketua Yayasan PPI
2. BPH Yayasan PPI
3. Arsip



STIE-PPI

AKUNTANSI - MANAJEMEN
Terakreditasi B

Nomor : 167a/04-C.02/43194/IV/2023
Perihal : *Surat Pengantar Penelitian*

Kepada Yth :
Pimpinan SMA Tarakanita Citra Raya
Di Tempat

Dengan Hormat,

Sesuai dengan ketentuan akademik pada program Sarjana (S1) STIE PPI, bagi mahasiswa/i tingkat akhir diwajibkan menyusun skripsi sebagai salah satu persyaratan dalam penyelesaian studi.

Sehubungan dengan kewajiban tersebut, maka kami mohon kebijaksanaan Bapak/Ibu, dapat kiranya memberikan kesempatan kepada mahasiswa kami

Nama : Andreas Doni Gian Setiawan
NIM : 1916120008
Program Studi : Manajemen

Untuk dapat melaksanakan penelitian pada perusahaan yang Bapak/Ibu pimpin, guna memperoleh data dan informasi yang diperlukan dalam penyusunan skripsi dengan judul : *"Pengaruh Hubungan Kecerdasan Emosional dan Gaya Kepemimpinan terhadap Kinerja Pegawai SMA Tarakanita Citra Raya"*

Kami mohon Bapak/Ibu berkenan memberikan **Surat Keterangan** setelah mahasiswa kami selesai melaksanakan penelitiannya.

Demikian, atas perhatian dan kerjasamanya kami ucapkan terima kasih.

Tangerang, 12 April 2023
Ketua Program Studi



Dr. Satra Damaran, S.E., M.M.
NIP. 193110001

Keterangan :
Arsip



YAYASAN TARAKANITA
KANTOR WILAYAH TANGERANG
SMA TARAKANITA CITRA RAYA
Terakreditasi "A"

Jl. Evergreen Timur 1, Ciakar, Panongan, Tangerang 15710
☎ (021) 59402758 WA : 0821 8593 2997 ✉ smatarakanitacitraraya@gmail.com

SURAT KETERANGAN

Nomor : 105/C.15/SMACR/VII/2023

Yang bertanda tangan di bawah ini :

Nama : F.X. Widodo, M. Pd.
Tempat, tanggal lahir : Magelang, 8 Agustus 1974
Jabatan : Kepala SMA Tarakanita Citra Raya
NIY : 04.99.1041

Menerangkan bahwa :

Nama : Andreas Doni Gian Setiawan
NIM : 1916120008
Program Studi : Manajemen
Jenjang Pendidikan : (S1) Strata Satu
Universitas : Sekolah Tinggi Ilmu Ekonomi Putra Perdana

Berdasarkan surat pengantar penelitian nomor : 167a/04-C.02/43194/IV/2023 dari STIE-PPI, bahwa yang bersangkutan benar telah melaksanakan penelitian di SMA Tarakanita Citra Raya guna memperoleh data dan informasi dalam rangka penyusunan Tugas Akhir (Skripsi) dengan judul : ***"Pengaruh Hubungan Kecerdasan Emosional dan Gaya Kepemimpinan terhadap Kinerja Pegawai SMA Tarakanita Citra Raya"***

Demikian surat keterangan ini dibuat dan diberikan untuk dipergunakan sebagaimana mestinya.

Tangerang, 28 Juli 2023

Kepala SMA Tarakanita Citra Raya



F.X. Widodo, M. Pd.



FORMULIR BIMBINGAN SKRIPSI

| | |
|------------------|---|
| Nama Mahasiswa | Andreas Doni Gian Setiawan |
| NIM | 1916120008 |
| Dosen Pembimbing | 1. Gathot Widyantara, S.E., M.M. 2. |
| Judul Skripsi | Pengaruh Hubungan Kecerdasan Emosional dan Gaya Kepemimpinan Terhadap Kinerja Pegawai SMA Torakanita Citra Raya |

| Konsultasi ke | Materi (BAB) | Tanggal Konsultasi | Tanda Tangan Pembimbing |
|---------------|-------------------------------------|--------------------|-------------------------|
| 1 | Bab I | 8/3/2023 | |
| 2 | Bab II Penelitian terdahulu | 14/3/2023 | |
| 3 | Bab III | 28/3/2023 | |
| 4 | Kuesioner | 11/6/2023 | |
| 5 | Bab IV | 25/7/2023 | |
| 6 | Bab V | 26/7/2023 | |
| 7 | Daftar Pustaka, Lampiran, abstraksi | 27/7/2023 | |
| 8 | Acc Sidang | 27/7/2023 | |
| | | | |
| | | | |

Kuesioner Penelitian

Kuisisioner

**“ Pengaruh Kecerdasan Emosional Dan Gaya Kepemimpinan Terhadap
Kinerja Pegawai SMA Tarakanita Citra Raya”**

A. Karakteristik Responden

Nama :

| Jenis Kelamin | |
|---------------|--------------------------|
| 1. Laki-laki | <input type="checkbox"/> |
| 2. Perempuan | <input type="checkbox"/> |

| Usia | |
|----------------|--------------------------|
| 1. 20-30 tahun | <input type="checkbox"/> |
| 2. 31-40 tahun | <input type="checkbox"/> |
| 3. >41 tahun | <input type="checkbox"/> |

| Masa Kerja | |
|----------------|--------------------------|
| 1. 1-10 tahun | <input type="checkbox"/> |
| 2. 11-20 tahun | <input type="checkbox"/> |
| 3. >21 tahun | <input type="checkbox"/> |

| Pendidikan Terakhir | | | | | |
|---------------------|--------------------------|-------|--------------------------|-------|--------------------------|
| 1. SMP | <input type="checkbox"/> | 3. D3 | <input type="checkbox"/> | 4. S1 | <input type="checkbox"/> |
| 2. SMA | <input type="checkbox"/> | | | 5. S2 | <input type="checkbox"/> |

B. Petunjuk Pengisian

1. Mohon bantuan Bapak/Ibu untuk mengisi dengan jujur

2. Silakan Anda tentukan pilihan yang paling menggambarkan situasi diri Anda. Jawaban diberikan dengan memilih pilihan:

STS : Sangat Tidak Setuju

TS : Tidak Setuju

R : Ragu-ragu

S : Setuju

SS : Sangat Setuju

3. Jawaban Bapak/Ibu dijamin kerahasiannya. Selamat mengisi kuisisioner.

Daftar Pernyataan Kecerdasan Emosional (X1)

| No | Pernyataan | STS | TS | R | S | SS |
|----|--|-----|----|---|---|----|
| 1 | Saya mampu membaca karakter dan kepribadian Saya dengan baik | | | | | |

| | | | | | | |
|---|--|--|--|--|--|--|
| 2 | Dalam masalah emosi memiliki kemampuan untuk mengontrol emosi tersebut | | | | | |
| 3 | Saya memiliki kemampuan dan keyakinan diri yang baik | | | | | |
| 4 | Saya mampu untuk mengelola emosi dan desakan hati yang bersifat merusak perasaan | | | | | |
| 5 | Saya mampu dengan mudah beradaptasi dengan perubahan yang baru ditempat saya bekerja | | | | | |

| | | | | | | |
|---|--|--|--|--|--|--|
| 6 | Saya terbuka atas gagasan atau ide serta informasi yang baru ketika Saya bekerja | | | | | |
| 7 | Saya selalu berusaha untuk beprestasi atas apa yang Saya kerjakan | | | | | |
| 8 | Saya selalu optimis dan berpikir positif atas apa yang Saya kerjakan | | | | | |
| 9 | Saya mampu menerima sudut pandang dari pimpinan, rekan kerja ataupun orang lain | | | | | |

| | | | | | | |
|----|--|--|--|--|--|--|
| 10 | Saya memiliki rasa empati terhadap rekan kerja di sekitar Saya | | | | | |
| 11 | Saya memiliki keterampilan dalam berkomunikasi dengan baik sehingga memiliki hubungan yang baik dengan orang lain. | | | | | |
| 12 | Saya mampu untuk menciptakan gagasan serta ide-ide yang bermanfaat untuk orang lain | | | | | |
| 13 | Saya mampu menjadi penggerak | | | | | |

| | | | | | | |
|----|---|--|--|--|--|--|
| | di tempat kerja untuk melakukan perubahan yang lebih baik | | | | | |
| 14 | Saat berdiskusi, saya mampu menciptakan kesepakatan yang lebih baik dari diskusi tersebut | | | | | |

Daftar Pernyataan Gaya Kepemimpinan (X2)

| No | Pernyataaan | STS | TS | RG | ST | SS |
|----|--|-----|----|----|----|----|
| 1 | Pimpinan saya selalu membuat keputusan sepihak dan meminimalisasi partisipasi karyawan | | | | | |

| | | | | | | |
|---|---|--|--|--|--|--|
| 2 | Pimpinan saya selalu partisipasi karyawan dalam menentukan metode kerja dan tujuan yang ingin dicapai | | | | | |
| 3 | Pimpinan saya selalu memberikan bimbingan sebelum memulai pekerjaan | | | | | |
| 4 | Pimpinan saya selalu mendengarkan keluhan bawahannya | | | | | |

| | | | | | | |
|---|--|--|--|--|--|--|
| 5 | Pimpinan saya selalu mengundang rapat kepada bawahan | | | | | |
|---|--|--|--|--|--|--|

Daftar Pernyataan Kinerja Karyawan (Y)

| No | Pernyataan | STS | TS | RG | ST | SS |
|----|---|-----|----|----|----|----|
| 1 | Saya berusaha menyelesaikan pekerjaan tepat waktu sesuai tengat | | | | | |

| | | | | | | |
|---|---|--|--|--|--|--|
| 2 | Saya berusaha memakukan pekerjaan dengan mandiri, rapih, teliti, dan baik sesuai dengan kemampuan | | | | | |
| 3 | Saya dapat mengevaluasi hasil kerja dan menyelesaikan pekerjaan tanpa adanya pengawasan | | | | | |
| 4 | Dalam melakukan pekerjaan saya berusaha untuk mengambil keputusan terbaik | | | | | |

| | | | | | | |
|---|--|--|--|--|--|--|
| 5 | <p>Saya memiliki kekompakkan bersama rekan kerja sehingga akan terjalin kerja sama yang baik</p> | | | | | |
|---|--|--|--|--|--|--|

Tabulasi Variabel Kecerdasan Emosional (X1)

| No | Jenis Kelamin | Usia | Pendidikan | Masa Kerja | KECERDASAN EMOSIONAL | | | | | | | | | | | | | | TOTAL X1 |
|----|---------------|------|------------|------------|----------------------|------|------|------|------|------|------|------|------|-------|-------|-------|-------|-------|----------|
| | | | | | X1.1 | X1.2 | X1.3 | X1.4 | X1.5 | X1.6 | X1.7 | X1.8 | X1.9 | X1.10 | X1.11 | X1.12 | X1.13 | X1.14 | |
| 1 | 2 | 2 | 4 | 1 | 5 | 5 | 4 | 4 | 5 | 5 | 5 | 5 | 5 | 5 | 5 | 4 | 4 | 5 | 67 |
| 2 | 1 | 1 | 4 | 1 | 3 | 4 | 3 | 4 | 4 | 4 | 4 | 4 | 4 | 4 | 4 | 4 | 4 | 3 | 53 |
| 3 | 2 | 2 | 4 | 2 | 5 | 5 | 5 | 4 | 5 | 5 | 4 | 3 | 4 | 5 | 5 | 5 | 5 | 4 | 64 |
| 4 | 2 | 2 | 4 | 2 | 4 | 3 | 3 | 3 | 3 | 5 | 5 | 5 | 5 | 4 | 3 | 3 | 3 | 2 | 51 |
| 5 | 2 | 2 | 4 | 2 | 5 | 5 | 5 | 5 | 5 | 5 | 5 | 4 | 5 | 4 | 5 | 5 | 5 | 5 | 68 |
| 6 | 2 | 1 | 4 | 1 | 4 | 3 | 4 | 4 | 4 | 4 | 3 | 4 | 4 | 4 | 4 | 4 | 3 | 3 | 52 |
| 7 | 2 | 1 | 4 | 1 | 5 | 5 | 5 | 5 | 5 | 5 | 5 | 5 | 4 | 5 | 5 | 5 | 4 | 5 | 68 |
| 8 | 2 | 1 | 4 | 1 | 4 | 4 | 4 | 3 | 4 | 4 | 4 | 5 | 4 | 4 | 4 | 4 | 3 | 4 | 55 |
| 9 | 1 | 3 | 4 | 2 | 5 | 4 | 4 | 4 | 5 | 5 | 5 | 5 | 5 | 4 | 5 | 5 | 5 | 5 | 67 |
| 10 | 2 | 3 | 4 | 2 | 5 | 4 | 4 | 4 | 5 | 5 | 4 | 5 | 5 | 5 | 5 | 4 | 3 | 4 | 62 |
| 11 | 2 | 2 | 4 | 1 | 4 | 4 | 4 | 4 | 4 | 3 | 3 | 4 | 4 | 4 | 4 | 3 | 3 | 3 | 51 |
| 12 | 1 | 2 | 3 | 1 | 5 | 5 | 5 | 5 | 5 | 5 | 3 | 5 | 5 | 5 | 5 | 4 | 4 | 4 | 65 |
| 13 | 2 | 1 | 4 | 1 | 4 | 4 | 3 | 4 | 3 | 4 | 5 | 5 | 5 | 5 | 3 | 3 | 3 | 3 | 54 |
| 14 | 2 | 1 | 4 | 1 | 4 | 3 | 4 | 4 | 4 | 4 | 4 | 3 | 4 | 4 | 4 | 3 | 4 | 3 | 52 |
| 15 | 1 | 2 | 5 | 1 | 4 | 4 | 4 | 4 | 5 | 4 | 5 | 5 | 4 | 4 | 5 | 4 | 4 | 4 | 60 |
| 16 | 1 | 2 | 4 | 1 | 4 | 5 | 4 | 4 | 4 | 4 | 4 | 4 | 4 | 4 | 4 | 4 | 4 | 4 | 57 |
| 17 | 2 | 2 | 3 | 2 | 4 | 4 | 4 | 4 | 4 | 4 | 4 | 4 | 4 | 4 | 5 | 4 | 4 | 4 | 57 |
| 18 | 1 | 1 | 4 | 1 | 4 | 4 | 4 | 4 | 4 | 4 | 4 | 4 | 4 | 4 | 4 | 4 | 4 | 3 | 55 |
| 19 | 1 | 2 | 2 | 2 | 3 | 3 | 3 | 3 | 3 | 4 | 4 | 4 | 4 | 4 | 4 | 4 | 3 | 3 | 50 |
| 20 | 2 | 2 | 4 | 1 | 4 | 4 | 4 | 2 | 4 | 4 | 4 | 5 | 4 | 5 | 5 | 4 | 4 | 4 | 57 |
| 21 | 2 | 2 | 4 | 1 | 4 | 4 | 4 | 4 | 4 | 5 | 5 | 4 | 4 | 4 | 4 | 4 | 4 | 4 | 58 |
| 22 | 1 | 1 | 4 | 1 | 5 | 5 | 4 | 4 | 5 | 5 | 4 | 4 | 5 | 5 | 4 | 4 | 4 | 4 | 62 |
| 23 | 2 | 1 | 4 | 1 | 4 | 4 | 4 | 4 | 4 | 5 | 5 | 5 | 5 | 5 | 5 | 5 | 4 | 5 | 64 |
| 24 | 2 | 3 | 3 | 2 | 4 | 5 | 4 | 4 | 4 | 4 | 4 | 4 | 4 | 4 | 4 | 4 | 4 | 4 | 57 |
| 25 | 1 | 4 | 1 | 1 | 4 | 4 | 4 | 4 | 4 | 4 | 4 | 4 | 4 | 4 | 4 | 4 | 4 | 4 | 56 |
| 26 | 1 | 3 | 4 | 2 | 4 | 4 | 4 | 4 | 5 | 4 | 4 | 4 | 4 | 4 | 4 | 4 | 3 | 3 | 55 |
| 27 | 1 | 2 | 2 | 1 | 4 | 4 | 4 | 4 | 5 | 5 | 5 | 5 | 4 | 5 | 4 | 4 | 3 | 3 | 59 |
| 28 | 1 | 2 | 2 | 1 | 4 | 4 | 4 | 3 | 5 | 4 | 5 | 5 | 4 | 5 | 5 | 4 | 5 | 5 | 62 |
| 29 | 2 | 3 | 4 | 3 | 4 | 4 | 5 | 5 | 5 | 4 | 5 | 5 | 5 | 5 | 5 | 4 | 4 | 4 | 64 |
| 30 | 2 | 2 | 4 | 1 | 4 | 4 | 4 | 4 | 4 | 4 | 4 | 4 | 5 | 5 | 4 | 4 | 4 | 5 | 59 |
| 31 | 2 | 2 | 5 | 1 | 4 | 5 | 5 | 4 | 4 | 5 | 5 | 5 | 4 | 4 | 4 | 4 | 4 | 5 | 62 |
| 32 | 1 | 3 | 1 | 3 | 4 | 5 | 4 | 5 | 4 | 4 | 4 | 5 | 4 | 4 | 4 | 4 | 4 | 4 | 59 |
| 33 | 1 | 3 | 2 | 3 | 4 | 4 | 4 | 3 | 4 | 4 | 4 | 5 | 5 | 5 | 4 | 4 | 4 | 4 | 58 |
| 34 | 2 | 1 | 2 | 1 | 4 | 4 | 4 | 4 | 5 | 4 | 5 | 4 | 4 | 4 | 4 | 4 | 4 | 4 | 58 |
| 35 | 1 | 2 | 2 | 1 | 4 | 5 | 5 | 4 | 4 | 4 | 4 | 5 | 4 | 4 | 5 | 4 | 4 | 4 | 60 |

Tabulasi Variabel Gaya Kepemimpinan (X2)

| No | Jenis Kelamin | Umur | Pendidikan | Masa Kerja | GAYA KEPEMIMPINAN | | | | | TOTAL X2 |
|----|---------------|------|------------|------------|-------------------|------|------|------|------|----------|
| | | | | | X2.1 | X2.2 | X2.3 | X2.4 | X2.5 | |
| 1 | 2 | 2 | 4 | 1 | 4 | 5 | 5 | 5 | 4 | 23 |
| 2 | 1 | 1 | 4 | 1 | 4 | 5 | 3 | 5 | 4 | 21 |
| 3 | 2 | 2 | 4 | 2 | 5 | 4 | 5 | 5 | 5 | 24 |
| 4 | 2 | 2 | 4 | 2 | 5 | 3 | 5 | 4 | 4 | 21 |
| 5 | 2 | 2 | 4 | 2 | 4 | 4 | 5 | 5 | 5 | 23 |
| 6 | 2 | 1 | 4 | 1 | 4 | 4 | 5 | 5 | 4 | 22 |
| 7 | 2 | 1 | 4 | 1 | 4 | 5 | 5 | 5 | 4 | 23 |
| 8 | 2 | 1 | 4 | 1 | 5 | 5 | 4 | 4 | 4 | 22 |
| 9 | 1 | 3 | 4 | 2 | 4 | 3 | 4 | 5 | 5 | 21 |
| 10 | 2 | 3 | 4 | 2 | 4 | 4 | 4 | 4 | 4 | 20 |
| 11 | 2 | 2 | 4 | 1 | 4 | 4 | 5 | 5 | 4 | 22 |
| 12 | 1 | 2 | 3 | 1 | 5 | 4 | 3 | 4 | 5 | 21 |
| 13 | 2 | 1 | 4 | 1 | 5 | 5 | 4 | 5 | 5 | 24 |
| 14 | 2 | 1 | 4 | 1 | 5 | 4 | 5 | 4 | 4 | 22 |
| 15 | 1 | 2 | 5 | 1 | 5 | 5 | 5 | 5 | 5 | 25 |
| 16 | 1 | 2 | 4 | 1 | 4 | 4 | 5 | 4 | 5 | 22 |
| 17 | 2 | 2 | 3 | 2 | 4 | 4 | 5 | 3 | 5 | 21 |
| 18 | 1 | 1 | 4 | 1 | 3 | 5 | 4 | 5 | 5 | 22 |
| 19 | 1 | 2 | 2 | 2 | 4 | 5 | 4 | 5 | 5 | 23 |
| 20 | 2 | 2 | 4 | 1 | 3 | 5 | 5 | 5 | 4 | 22 |
| 21 | 2 | 2 | 4 | 1 | 3 | 4 | 4 | 5 | 5 | 21 |
| 22 | 1 | 1 | 4 | 1 | 4 | 5 | 5 | 5 | 5 | 24 |
| 23 | 2 | 1 | 4 | 1 | 5 | 5 | 5 | 5 | 5 | 25 |
| 24 | 2 | 3 | 3 | 2 | 5 | 5 | 5 | 5 | 5 | 25 |
| 25 | 1 | 1 | 4 | 1 | 5 | 4 | 5 | 5 | 5 | 24 |
| 26 | 1 | 3 | 4 | 2 | 5 | 5 | 5 | 5 | 4 | 24 |
| 27 | 1 | 2 | 2 | 1 | 5 | 4 | 5 | 4 | 5 | 23 |
| 28 | 1 | 2 | 2 | 1 | 3 | 4 | 5 | 5 | 4 | 21 |
| 29 | 2 | 3 | 4 | 3 | 2 | 4 | 5 | 4 | 5 | 20 |
| 30 | 2 | 2 | 4 | 1 | 5 | 4 | 5 | 5 | 4 | 23 |
| 31 | 2 | 2 | 5 | 1 | 4 | 4 | 4 | 5 | 5 | 22 |
| 32 | 1 | 3 | 1 | 3 | 4 | 4 | 4 | 4 | 4 | 20 |
| 33 | 1 | 3 | 2 | 3 | 5 | 4 | 5 | 4 | 5 | 23 |
| 34 | 2 | 1 | 2 | 1 | 4 | 4 | 4 | 4 | 4 | 20 |
| 35 | 1 | 2 | 2 | 1 | 4 | 4 | 5 | 4 | 4 | 21 |

Tabulasi Variabel Kinerja Pegawai (Y)

| No | Jenis Kelamin | Umur | Pendidikan | Masa Kerja | KINERJA KARYAWAN | | | | | TOTALY |
|----|---------------|------|------------|------------|------------------|----|----|----|----|--------|
| | | | | | Y1 | Y2 | Y3 | Y4 | Y5 | |
| 1 | 2 | 2 | 4 | 1 | 5 | 4 | 4 | 5 | 5 | 23 |
| 2 | 1 | 1 | 4 | 1 | 3 | 4 | 5 | 5 | 5 | 22 |
| 3 | 2 | 2 | 4 | 2 | 4 | 5 | 4 | 5 | 5 | 23 |
| 4 | 2 | 2 | 4 | 2 | 5 | 4 | 4 | 5 | 4 | 22 |
| 5 | 2 | 2 | 4 | 2 | 5 | 5 | 4 | 5 | 4 | 23 |
| 6 | 2 | 1 | 4 | 1 | 4 | 4 | 5 | 4 | 5 | 22 |
| 7 | 2 | 1 | 4 | 1 | 5 | 5 | 5 | 4 | 4 | 23 |
| 8 | 2 | 1 | 4 | 1 | 4 | 5 | 5 | 4 | 4 | 22 |
| 9 | 1 | 3 | 4 | 2 | 5 | 5 | 4 | 5 | 4 | 23 |
| 10 | 2 | 3 | 4 | 2 | 5 | 4 | 4 | 5 | 4 | 22 |
| 11 | 2 | 2 | 4 | 1 | 4 | 5 | 4 | 4 | 5 | 22 |
| 12 | 1 | 2 | 3 | 1 | 4 | 4 | 4 | 5 | 5 | 22 |
| 13 | 2 | 1 | 4 | 1 | 5 | 5 | 4 | 4 | 5 | 23 |
| 14 | 2 | 1 | 4 | 1 | 4 | 4 | 4 | 5 | 5 | 22 |
| 15 | 1 | 2 | 5 | 1 | 4 | 5 | 5 | 4 | 5 | 23 |
| 16 | 1 | 2 | 4 | 1 | 4 | 5 | 4 | 5 | 4 | 22 |
| 17 | 2 | 2 | 3 | 2 | 4 | 5 | 4 | 4 | 5 | 22 |
| 18 | 1 | 1 | 4 | 1 | 4 | 4 | 4 | 5 | 5 | 22 |
| 19 | 1 | 2 | 2 | 2 | 5 | 5 | 3 | 5 | 4 | 22 |
| 20 | 2 | 2 | 4 | 1 | 4 | 4 | 4 | 5 | 5 | 22 |
| 21 | 2 | 2 | 4 | 1 | 5 | 5 | 4 | 4 | 4 | 22 |
| 22 | 1 | 1 | 4 | 1 | 5 | 4 | 5 | 5 | 4 | 23 |
| 23 | 2 | 1 | 4 | 1 | 4 | 5 | 5 | 5 | 4 | 23 |
| 24 | 2 | 3 | 3 | 2 | 5 | 5 | 4 | 5 | 4 | 23 |
| 25 | 1 | 1 | 4 | 1 | 5 | 4 | 4 | 4 | 5 | 22 |
| 26 | 1 | 3 | 4 | 2 | 4 | 4 | 4 | 5 | 5 | 22 |
| 27 | 1 | 2 | 2 | 1 | 4 | 5 | 4 | 4 | 5 | 22 |
| 28 | 1 | 2 | 2 | 1 | 4 | 4 | 4 | 5 | 5 | 22 |
| 29 | 2 | 3 | 4 | 3 | 5 | 5 | 4 | 4 | 4 | 22 |
| 30 | 2 | 2 | 4 | 1 | 5 | 4 | 4 | 4 | 5 | 22 |
| 31 | 2 | 2 | 5 | 1 | 5 | 5 | 4 | 4 | 4 | 22 |
| 32 | 1 | 3 | 1 | 3 | 5 | 5 | 5 | 4 | 5 | 24 |
| 33 | 1 | 3 | 2 | 3 | 5 | 5 | 4 | 5 | 4 | 23 |
| 34 | 2 | 1 | 2 | 1 | 4 | 5 | 5 | 4 | 5 | 23 |
| 35 | 1 | 2 | 2 | 1 | 4 | 4 | 5 | 4 | 5 | 22 |

Tabulasi data instrument penelitian (Kuesioner)

Tabel r untuk df 1-50

| df = (N-2) | Tingkat signifikansi untuk uji satu arah | | | | |
|------------|--|--------|--------|--------|--------|
| | 0.05 | 0.025 | 0.01 | 0.005 | 0.0005 |
| | Tingkat signifikansi untuk uji dua arah | | | | |
| | 0.1 | 0.05 | 0.02 | 0.01 | 0.001 |
| 1 | 0.9877 | 0.9969 | 0.9995 | 0.9999 | 1.0000 |
| 2 | 0.9000 | 0.9500 | 0.9800 | 0.9900 | 0.9990 |
| 3 | 0.8054 | 0.8783 | 0.9343 | 0.9587 | 0.9911 |
| 4 | 0.7293 | 0.8114 | 0.8822 | 0.9172 | 0.9741 |
| 5 | 0.6694 | 0.7545 | 0.8329 | 0.8745 | 0.9509 |
| 6 | 0.6215 | 0.7067 | 0.7887 | 0.8343 | 0.9249 |
| 7 | 0.5822 | 0.6664 | 0.7498 | 0.7977 | 0.8983 |
| 8 | 0.5494 | 0.6319 | 0.7155 | 0.7646 | 0.8721 |
| 9 | 0.5214 | 0.6021 | 0.6851 | 0.7348 | 0.8470 |
| 10 | 0.4973 | 0.5760 | 0.6581 | 0.7079 | 0.8233 |
| 11 | 0.4762 | 0.5529 | 0.6339 | 0.6835 | 0.8010 |
| 12 | 0.4575 | 0.5324 | 0.6120 | 0.6614 | 0.7800 |
| 13 | 0.4409 | 0.5140 | 0.5923 | 0.6411 | 0.7604 |
| 14 | 0.4259 | 0.4973 | 0.5742 | 0.6226 | 0.7419 |
| 15 | 0.4124 | 0.4821 | 0.5577 | 0.6055 | 0.7247 |
| 16 | 0.4000 | 0.4683 | 0.5425 | 0.5897 | 0.7084 |
| 17 | 0.3887 | 0.4555 | 0.5285 | 0.5751 | 0.6932 |
| 18 | 0.3783 | 0.4438 | 0.5155 | 0.5614 | 0.6788 |
| 19 | 0.3687 | 0.4329 | 0.5034 | 0.5487 | 0.6652 |
| 20 | 0.3598 | 0.4227 | 0.4921 | 0.5368 | 0.6524 |
| 21 | 0.3515 | 0.4132 | 0.4815 | 0.5256 | 0.6402 |
| 22 | 0.3438 | 0.4044 | 0.4716 | 0.5151 | 0.6287 |
| 23 | 0.3365 | 0.3961 | 0.4622 | 0.5052 | 0.6178 |

| | | | | | |
|----|--------|--------|--------|--------|--------|
| 24 | 0.3297 | 0.3882 | 0.4534 | 0.4958 | 0.6074 |
| 25 | 0.3233 | 0.3809 | 0.4451 | 0.4869 | 0.5974 |
| 26 | 0.3172 | 0.3739 | 0.4372 | 0.4785 | 0.5880 |
| 27 | 0.3115 | 0.3673 | 0.4297 | 0.4705 | 0.5790 |
| 28 | 0.3061 | 0.3610 | 0.4226 | 0.4629 | 0.5703 |
| 29 | 0.3009 | 0.3550 | 0.4158 | 0.4556 | 0.5620 |
| 30 | 0.2960 | 0.3494 | 0.4093 | 0.4487 | 0.5541 |
| 31 | 0.2913 | 0.3440 | 0.4032 | 0.4421 | 0.5465 |
| 32 | 0.2869 | 0.3388 | 0.3972 | 0.4357 | 0.5392 |
| 33 | 0.2826 | 0.3338 | 0.3916 | 0.4296 | 0.5322 |
| 34 | 0.2785 | 0.3291 | 0.3862 | 0.4238 | 0.5254 |
| 35 | 0.2746 | 0.3246 | 0.3810 | 0.4182 | 0.5189 |
| 36 | 0.2709 | 0.3202 | 0.3760 | 0.4128 | 0.5126 |
| 37 | 0.2673 | 0.3160 | 0.3712 | 0.4076 | 0.5066 |
| 38 | 0.2638 | 0.3120 | 0.3665 | 0.4026 | 0.5007 |
| 39 | 0.2605 | 0.3081 | 0.3621 | 0.3978 | 0.4950 |
| 40 | 0.2573 | 0.3044 | 0.3578 | 0.3932 | 0.4896 |
| 41 | 0.2542 | 0.3008 | 0.3536 | 0.3887 | 0.4843 |
| 42 | 0.2512 | 0.2973 | 0.3496 | 0.3843 | 0.4791 |
| 43 | 0.2483 | 0.2940 | 0.3457 | 0.3801 | 0.4742 |
| 44 | 0.2455 | 0.2907 | 0.3420 | 0.3761 | 0.4694 |
| 45 | 0.2429 | 0.2876 | 0.3384 | 0.3721 | 0.4647 |
| 46 | 0.2403 | 0.2845 | 0.3348 | 0.3683 | 0.4601 |
| 47 | 0.2377 | 0.2816 | 0.3314 | 0.3646 | 0.4557 |
| 48 | 0.2353 | 0.2787 | 0.3281 | 0.3610 | 0.4514 |
| 49 | 0.2329 | 0.2759 | 0.3249 | 0.3575 | 0.4473 |
| 50 | 0.2306 | 0.2732 | 0.3218 | 0.3542 | 0.4432 |

Titik Persentase Distribusi t (df = 1 – 40)

| Pr | 0.25 | 0.10 | 0.05 | 0.025 | 0.01 | 0.005 | 0.001 |
|-----------|-------------|-------------|-------------|--------------|-------------|--------------|--------------|
| df | 0.50 | 0.20 | 0.10 | 0.050 | 0.02 | 0.010 | 0.002 |
| 1 | 1.00000 | 3.07768 | 6.31375 | 12.70620 | 31.82052 | 63.65674 | 318.30884 |
| 2 | 0.81650 | 1.88562 | 2.91999 | 4.30265 | 6.96456 | 9.92484 | 22.32712 |
| 3 | 0.76489 | 1.63774 | 2.35336 | 3.18245 | 4.54070 | 5.84091 | 10.21453 |
| 4 | 0.74070 | 1.53321 | 2.13185 | 2.77645 | 3.74695 | 4.60409 | 7.17318 |
| 5 | 0.72669 | 1.47588 | 2.01505 | 2.57058 | 3.36493 | 4.03214 | 5.89343 |
| 6 | 0.71756 | 1.43976 | 1.94318 | 2.44691 | 3.14267 | 3.70743 | 5.20763 |
| 7 | 0.71114 | 1.41492 | 1.89458 | 2.36462 | 2.99795 | 3.49948 | 4.78529 |
| 8 | 0.70639 | 1.39682 | 1.85955 | 2.30600 | 2.89646 | 3.35539 | 4.50079 |
| 9 | 0.70272 | 1.38303 | 1.83311 | 2.26216 | 2.82144 | 3.24984 | 4.29681 |
| 10 | 0.69981 | 1.37218 | 1.81246 | 2.22814 | 2.76377 | 3.16927 | 4.14370 |
| 11 | 0.69745 | 1.36343 | 1.79588 | 2.20099 | 2.71808 | 3.10581 | 4.02470 |
| 12 | 0.69548 | 1.35622 | 1.78229 | 2.17881 | 2.68100 | 3.05454 | 3.92963 |
| 13 | 0.69383 | 1.35017 | 1.77093 | 2.16037 | 2.65031 | 3.01228 | 3.85198 |
| 14 | 0.69242 | 1.34503 | 1.76131 | 2.14479 | 2.62449 | 2.97684 | 3.78739 |
| 15 | 0.69120 | 1.34061 | 1.75305 | 2.13145 | 2.60248 | 2.94671 | 3.73283 |
| 16 | 0.69013 | 1.33676 | 1.74588 | 2.11991 | 2.58349 | 2.92078 | 3.68615 |
| 17 | 0.68920 | 1.33338 | 1.73961 | 2.10982 | 2.56693 | 2.89823 | 3.64577 |
| 18 | 0.68836 | 1.33039 | 1.73406 | 2.10092 | 2.55238 | 2.87844 | 3.61048 |
| 19 | 0.68762 | 1.32773 | 1.72913 | 2.09302 | 2.53948 | 2.86093 | 3.57940 |
| 20 | 0.68695 | 1.32534 | 1.72472 | 2.08596 | 2.52798 | 2.84534 | 3.55181 |
| 21 | 0.68635 | 1.32319 | 1.72074 | 2.07961 | 2.51765 | 2.83136 | 3.52715 |
| 22 | 0.68581 | 1.32124 | 1.71714 | 2.07387 | 2.50832 | 2.81876 | 3.50499 |

| | | | | | | | |
|-----------|---------|---------|---------|---------|---------|---------|---------|
| 23 | 0.68531 | 1.31946 | 1.71387 | 2.06866 | 2.49987 | 2.80734 | 3.48496 |
| 24 | 0.68485 | 1.31784 | 1.71088 | 2.06390 | 2.49216 | 2.79694 | 3.46678 |
| 25 | 0.68443 | 1.31635 | 1.70814 | 2.05954 | 2.48511 | 2.78744 | 3.45019 |
| 26 | 0.68404 | 1.31497 | 1.70562 | 2.05553 | 2.47863 | 2.77871 | 3.43500 |
| 27 | 0.68368 | 1.31370 | 1.70329 | 2.05183 | 2.47266 | 2.77068 | 3.42103 |
| 28 | 0.68335 | 1.31253 | 1.70113 | 2.04841 | 2.46714 | 2.76326 | 3.40816 |
| 29 | 0.68304 | 1.31143 | 1.69913 | 2.04523 | 2.46202 | 2.75639 | 3.39624 |
| 30 | 0.68276 | 1.31042 | 1.69726 | 2.04227 | 2.45726 | 2.75000 | 3.38518 |
| 31 | 0.68249 | 1.30946 | 1.69552 | 2.03951 | 2.45282 | 2.74404 | 3.37490 |
| 32 | 0.68223 | 1.30857 | 1.69389 | 2.03693 | 2.44868 | 2.73848 | 3.36531 |
| 33 | 0.68200 | 1.30774 | 1.69236 | 2.03452 | 2.44479 | 2.73328 | 3.35634 |
| 34 | 0.68177 | 1.30695 | 1.69092 | 2.03224 | 2.44115 | 2.72839 | 3.34793 |
| 35 | 0.68156 | 1.30621 | 1.68957 | 2.03011 | 2.43772 | 2.72381 | 3.34005 |
| 36 | 0.68137 | 1.30551 | 1.68830 | 2.02809 | 2.43449 | 2.71948 | 3.33262 |
| 37 | 0.68118 | 1.30485 | 1.68709 | 2.02619 | 2.43145 | 2.71541 | 3.32563 |
| 38 | 0.68100 | 1.30423 | 1.68595 | 2.02439 | 2.42857 | 2.71156 | 3.31903 |
| 39 | 0.68083 | 1.30364 | 1.68488 | 2.02269 | 2.42584 | 2.70791 | 3.31279 |
| 40 | 0.68067 | 1.30308 | 1.68385 | 2.02108 | 2.42326 | 2.70446 | 3.30688 |

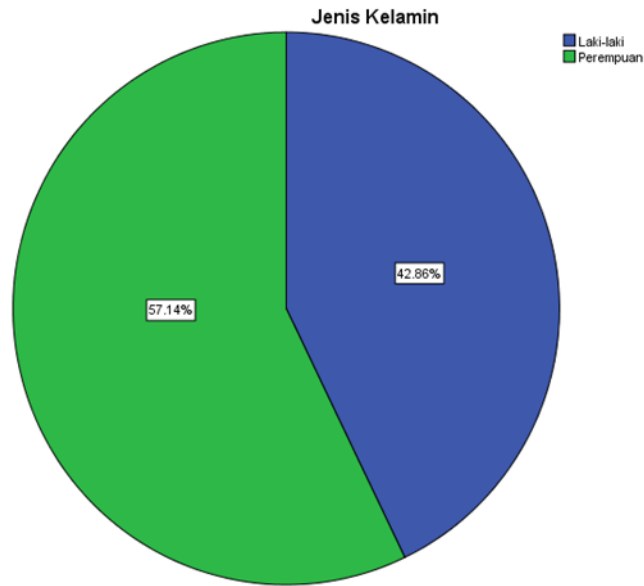
Tabel F untuk probabilita = 0,05

| df untuk penyebut (N2) | df untuk pembilang (N1) | | | | | | | | | | | | | | |
|------------------------|-------------------------|-------|-------|-------|-------|-------|-------|-------|-------|-------|-------|-------|-------|-------|-------|
| | 1 | 2 | 3 | 4 | 5 | 6 | 7 | 8 | 9 | 10 | 11 | 12 | 13 | 14 | 15 |
| 1 | 161 | 199 | 216 | 225 | 230 | 234 | 237 | 239 | 241 | 242 | 243 | 244 | 245 | 245 | 246 |
| 2 | 18.51 | 19.00 | 19.16 | 19.25 | 19.30 | 19.33 | 19.35 | 19.37 | 19.38 | 19.40 | 19.40 | 19.41 | 19.42 | 19.42 | 19.43 |
| 3 | 10.13 | 9.55 | 9.28 | 9.12 | 9.01 | 8.94 | 8.89 | 8.85 | 8.81 | 8.79 | 8.76 | 8.74 | 8.73 | 8.71 | 8.70 |
| 4 | 7.71 | 6.94 | 6.59 | 6.39 | 6.26 | 6.16 | 6.09 | 6.04 | 6.00 | 5.96 | 5.94 | 5.91 | 5.89 | 5.87 | 5.86 |
| 5 | 6.61 | 5.79 | 5.41 | 5.19 | 5.05 | 4.95 | 4.88 | 4.82 | 4.77 | 4.74 | 4.70 | 4.68 | 4.66 | 4.64 | 4.62 |
| 6 | 5.99 | 5.14 | 4.76 | 4.53 | 4.39 | 4.28 | 4.21 | 4.15 | 4.10 | 4.06 | 4.03 | 4.00 | 3.98 | 3.96 | 3.94 |
| 7 | 5.59 | 4.74 | 4.35 | 4.12 | 3.97 | 3.87 | 3.79 | 3.73 | 3.68 | 3.64 | 3.60 | 3.57 | 3.55 | 3.53 | 3.51 |
| 8 | 5.32 | 4.46 | 4.07 | 3.84 | 3.69 | 3.58 | 3.50 | 3.44 | 3.39 | 3.35 | 3.31 | 3.28 | 3.26 | 3.24 | 3.22 |
| 9 | 5.12 | 4.26 | 3.86 | 3.63 | 3.48 | 3.37 | 3.29 | 3.23 | 3.18 | 3.14 | 3.10 | 3.07 | 3.05 | 3.03 | 3.01 |
| 10 | 4.96 | 4.10 | 3.71 | 3.48 | 3.33 | 3.22 | 3.14 | 3.07 | 3.02 | 2.98 | 2.94 | 2.91 | 2.89 | 2.86 | 2.85 |
| 11 | 4.84 | 3.98 | 3.59 | 3.36 | 3.20 | 3.09 | 3.01 | 2.95 | 2.90 | 2.85 | 2.82 | 2.79 | 2.76 | 2.74 | 2.72 |
| 12 | 4.75 | 3.89 | 3.49 | 3.26 | 3.11 | 3.00 | 2.91 | 2.85 | 2.80 | 2.75 | 2.72 | 2.69 | 2.66 | 2.64 | 2.62 |
| 13 | 4.67 | 3.81 | 3.41 | 3.18 | 3.03 | 2.92 | 2.83 | 2.77 | 2.71 | 2.67 | 2.63 | 2.60 | 2.58 | 2.55 | 2.53 |
| 14 | 4.60 | 3.74 | 3.34 | 3.11 | 2.96 | 2.85 | 2.76 | 2.70 | 2.65 | 2.60 | 2.57 | 2.53 | 2.51 | 2.48 | 2.46 |
| 15 | 4.54 | 3.68 | 3.29 | 3.06 | 2.90 | 2.79 | 2.71 | 2.64 | 2.59 | 2.54 | 2.51 | 2.48 | 2.45 | 2.42 | 2.40 |
| 16 | 4.49 | 3.63 | 3.24 | 3.01 | 2.85 | 2.74 | 2.66 | 2.59 | 2.54 | 2.49 | 2.46 | 2.42 | 2.40 | 2.37 | 2.35 |
| 17 | 4.45 | 3.59 | 3.20 | 2.96 | 2.81 | 2.70 | 2.61 | 2.55 | 2.49 | 2.45 | 2.41 | 2.38 | 2.35 | 2.33 | 2.31 |
| 18 | 4.41 | 3.55 | 3.16 | 2.93 | 2.77 | 2.66 | 2.58 | 2.51 | 2.46 | 2.41 | 2.37 | 2.34 | 2.31 | 2.29 | 2.27 |
| 19 | 4.38 | 3.52 | 3.13 | 2.90 | 2.74 | 2.63 | 2.54 | 2.48 | 2.42 | 2.38 | 2.34 | 2.31 | 2.28 | 2.26 | 2.23 |
| 20 | 4.35 | 3.49 | 3.10 | 2.87 | 2.71 | 2.60 | 2.51 | 2.45 | 2.39 | 2.35 | 2.31 | 2.28 | 2.25 | 2.22 | 2.20 |
| 21 | 4.32 | 3.47 | 3.07 | 2.84 | 2.68 | 2.57 | 2.49 | 2.42 | 2.37 | 2.32 | 2.28 | 2.25 | 2.22 | 2.20 | 2.18 |
| 22 | 4.30 | 3.44 | 3.05 | 2.82 | 2.66 | 2.55 | 2.46 | 2.40 | 2.34 | 2.30 | 2.26 | 2.23 | 2.20 | 2.17 | 2.15 |
| 23 | 4.28 | 3.42 | 3.03 | 2.80 | 2.64 | 2.53 | 2.44 | 2.37 | 2.32 | 2.27 | 2.24 | 2.20 | 2.18 | 2.15 | 2.13 |
| 24 | 4.26 | 3.40 | 3.01 | 2.78 | 2.62 | 2.51 | 2.42 | 2.36 | 2.30 | 2.25 | 2.22 | 2.18 | 2.15 | 2.13 | 2.11 |
| 25 | 4.24 | 3.39 | 2.99 | 2.76 | 2.60 | 2.49 | 2.40 | 2.34 | 2.28 | 2.24 | 2.20 | 2.16 | 2.14 | 2.11 | 2.09 |
| 26 | 4.23 | 3.37 | 2.98 | 2.74 | 2.59 | 2.47 | 2.39 | 2.32 | 2.27 | 2.22 | 2.18 | 2.15 | 2.12 | 2.09 | 2.07 |
| 27 | 4.21 | 3.35 | 2.96 | 2.73 | 2.57 | 2.46 | 2.37 | 2.31 | 2.25 | 2.20 | 2.17 | 2.13 | 2.10 | 2.08 | 2.06 |
| 28 | 4.20 | 3.34 | 2.95 | 2.71 | 2.56 | 2.45 | 2.36 | 2.29 | 2.24 | 2.19 | 2.15 | 2.12 | 2.09 | 2.06 | 2.04 |
| 29 | 4.18 | 3.33 | 2.93 | 2.70 | 2.55 | 2.43 | 2.35 | 2.28 | 2.22 | 2.18 | 2.14 | 2.10 | 2.08 | 2.05 | 2.03 |
| 30 | 4.17 | 3.32 | 2.92 | 2.69 | 2.53 | 2.42 | 2.33 | 2.27 | 2.21 | 2.16 | 2.13 | 2.09 | 2.06 | 2.04 | 2.01 |
| 31 | 4.16 | 3.30 | 2.91 | 2.68 | 2.52 | 2.41 | 2.32 | 2.25 | 2.20 | 2.15 | 2.11 | 2.08 | 2.05 | 2.03 | 2.00 |
| 32 | 4.15 | 3.29 | 2.90 | 2.67 | 2.51 | 2.40 | 2.31 | 2.24 | 2.19 | 2.14 | 2.10 | 2.07 | 2.04 | 2.01 | 1.99 |
| 33 | 4.14 | 3.28 | 2.89 | 2.66 | 2.50 | 2.39 | 2.30 | 2.23 | 2.18 | 2.13 | 2.09 | 2.06 | 2.03 | 2.00 | 1.98 |
| 34 | 4.13 | 3.28 | 2.88 | 2.65 | 2.49 | 2.38 | 2.29 | 2.23 | 2.17 | 2.12 | 2.08 | 2.05 | 2.02 | 1.99 | 1.97 |
| 35 | 4.12 | 3.27 | 2.87 | 2.64 | 2.49 | 2.37 | 2.29 | 2.22 | 2.16 | 2.11 | 2.07 | 2.04 | 2.01 | 1.99 | 1.96 |
| 36 | 4.11 | 3.26 | 2.87 | 2.63 | 2.48 | 2.36 | 2.28 | 2.21 | 2.15 | 2.11 | 2.07 | 2.03 | 2.00 | 1.98 | 1.95 |
| 37 | 4.11 | 3.25 | 2.86 | 2.63 | 2.47 | 2.36 | 2.27 | 2.20 | 2.14 | 2.10 | 2.06 | 2.02 | 2.00 | 1.97 | 1.95 |
| 38 | 4.10 | 3.24 | 2.85 | 2.62 | 2.46 | 2.35 | 2.26 | 2.19 | 2.14 | 2.09 | 2.05 | 2.02 | 1.99 | 1.96 | 1.94 |

| | | | | | | | | | | | | | | | |
|----|------|------|------|------|------|------|------|------|------|------|------|------|------|------|------|
| 39 | 4.09 | 3.24 | 2.85 | 2.61 | 2.46 | 2.34 | 2.26 | 2.19 | 2.13 | 2.08 | 2.04 | 2.01 | 1.98 | 1.95 | 1.93 |
| 40 | 4.08 | 3.23 | 2.84 | 2.61 | 2.45 | 2.34 | 2.25 | 2.18 | 2.12 | 2.08 | 2.04 | 2.00 | 1.97 | 1.95 | 1.92 |
| 41 | 4.08 | 3.23 | 2.83 | 2.60 | 2.44 | 2.33 | 2.24 | 2.17 | 2.12 | 2.07 | 2.03 | 2.00 | 1.97 | 1.94 | 1.92 |
| 42 | 4.07 | 3.22 | 2.83 | 2.59 | 2.44 | 2.32 | 2.24 | 2.17 | 2.11 | 2.06 | 2.03 | 1.99 | 1.96 | 1.94 | 1.91 |
| 43 | 4.07 | 3.21 | 2.82 | 2.59 | 2.43 | 2.32 | 2.23 | 2.16 | 2.11 | 2.06 | 2.02 | 1.99 | 1.96 | 1.93 | 1.91 |
| 44 | 4.06 | 3.21 | 2.82 | 2.58 | 2.43 | 2.31 | 2.23 | 2.16 | 2.10 | 2.05 | 2.01 | 1.98 | 1.95 | 1.92 | 1.90 |
| 45 | 4.06 | 3.20 | 2.81 | 2.58 | 2.42 | 2.31 | 2.22 | 2.15 | 2.10 | 2.05 | 2.01 | 1.97 | 1.94 | 1.92 | 1.89 |

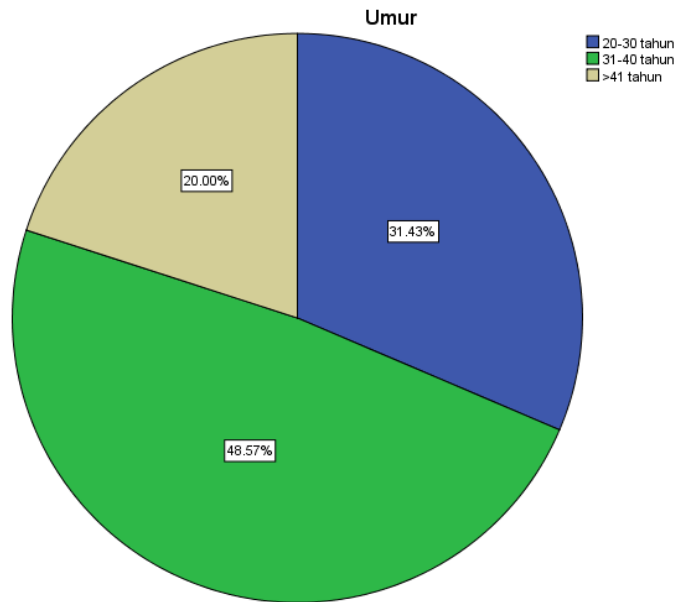
Jenis Kelamin

| | | Frequency | Percent | Valid Percent | Cumulative Percent |
|-------|-----------|-----------|---------|---------------|--------------------|
| Valid | Laki-laki | 15 | 42.9 | 42.9 | 42.9 |
| | Perempuan | 20 | 57.1 | 57.1 | 100.0 |
| Total | | 35 | 100.0 | 100.0 | |



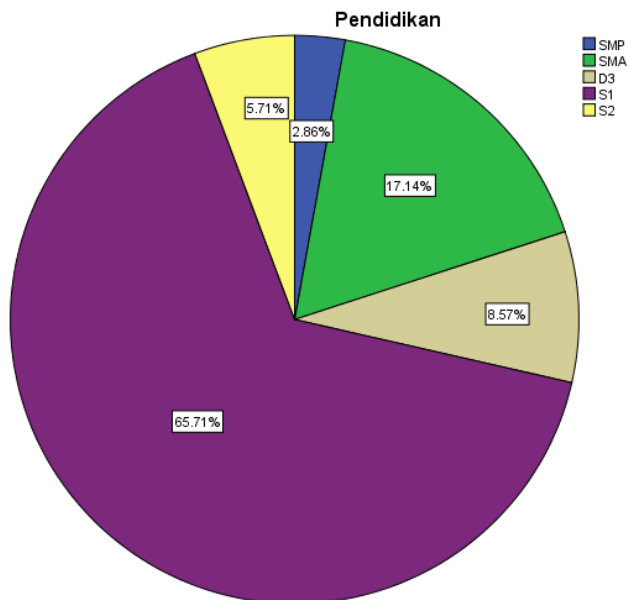
Usia

| | | Frequency | Percent | Valid Percent | Cumulative Percent |
|-------|-------------|-----------|---------|---------------|--------------------|
| Valid | 20-30 tahun | 11 | 31.4 | 31.4 | 31.4 |
| | 31-40 tahun | 17 | 48.6 | 48.6 | 80.0 |
| | >41 tahun | 7 | 20.0 | 20.0 | 100.0 |
| Total | | 35 | 100.0 | 100.0 | |



Pendidikan

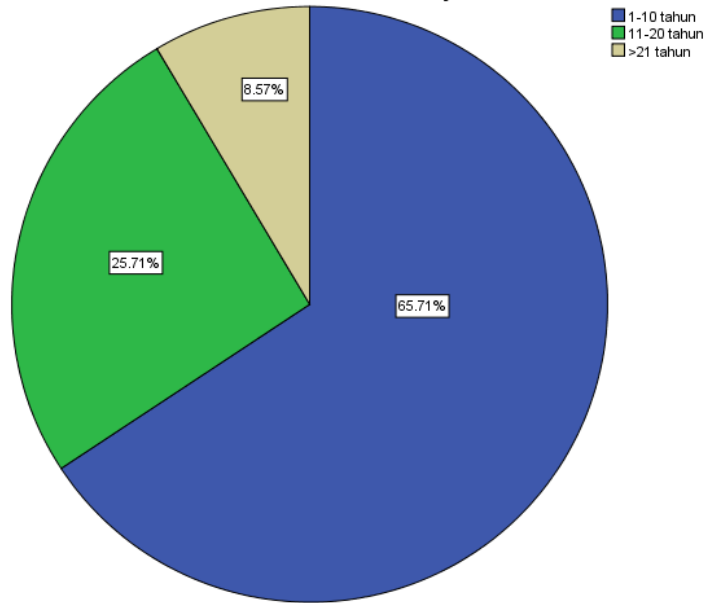
| | | Frequency | Percent | Valid Percent | Cumulative Percent |
|-------|-------|-----------|---------|---------------|--------------------|
| Valid | SMP | 1 | 2.9 | 2.9 | 2.9 |
| | SMA | 6 | 17.1 | 17.1 | 20.0 |
| | D3 | 3 | 8.6 | 8.6 | 28.6 |
| | S1 | 23 | 65.7 | 65.7 | 94.3 |
| | S2 | 2 | 5.7 | 5.7 | 100.0 |
| | Total | 35 | 100.0 | 100.0 | |



Masa Kerja

| | | Frequency | Percent | Valid Percent | Cumulative Percent |
|-------|-------------|-----------|---------|---------------|--------------------|
| Valid | 1-10 tahun | 23 | 65.7 | 65.7 | 65.7 |
| | 11-20 tahun | 9 | 25.7 | 25.7 | 91.4 |
| | >21 tahun | 3 | 8.6 | 8.6 | 100.0 |
| Total | | 35 | 100.0 | 100.0 | |

Masa Kerja



KECERDASAN EMOSIONAL (X1)

Item-Total Statistics

| | Scale Mean if Item Deleted | Scale Variance if Item Deleted | Corrected Item- Total Correlation | Cronbach's Alpha if Item Deleted |
|-------------------------|-------------------------------|-----------------------------------|---|--|
| Kecerdasan_Emosional_1 | 54.629 | 22.240 | .707 | .855 |
| Kecerdasan_Emosional_2 | 54.600 | 22.071 | .582 | .860 |
| Kecerdasan_Emosional_3 | 54.714 | 22.328 | .619 | .858 |
| Kecerdasan_Emosional_4 | 54.743 | 22.667 | .396 | .871 |
| Kecerdasan_Emosional_5 | 54.486 | 21.904 | .676 | .855 |
| Kecerdasan_Emosional_6 | 54.457 | 22.667 | .579 | .860 |
| Kecerdasan_Emosional_7 | 54.514 | 24.081 | .240 | .878 |
| Kecerdasan_Emosional_8 | 54.371 | 23.593 | .333 | .873 |
| Kecerdasan_Emosional_9 | 54.429 | 24.605 | .223 | .876 |
| Kecerdasan_Emosional_10 | 54.371 | 23.299 | .491 | .864 |
| Kecerdasan_Emosional_11 | 54.486 | 21.787 | .699 | .854 |
| Kecerdasan_Emosional_12 | 54.771 | 22.417 | .668 | .856 |
| Kecerdasan_Emosional_13 | 54.943 | 22.408 | .555 | .861 |
| Kecerdasan_Emosional_14 | 54.886 | 20.045 | .754 | .848 |

Reliability Statistics

| Cronbach's Alpha | N of Items |
|------------------|------------|
| .752 | 15 |

Kecerdasan Emosional 1

| | Frequency | Percent | Valid Percent | Cumulative Percent |
|-----------------|-----------|---------|---------------|--------------------|
| Valid Ragu-ragu | 2 | 5.7 | 5.7 | 5.7 |
| Setuju | 25 | 71.4 | 71.4 | 77.1 |
| Sangat Setuju | 8 | 22.9 | 22.9 | 100.0 |
| Total | 35 | 100.0 | 100.0 | |

Kecerdasan Emosional 2

| | Frequency | Percent | Valid Percent | Cumulative Percent |
|-----------------|-----------|---------|---------------|--------------------|
| Valid Ragu-ragu | 4 | 11.4 | 11.4 | 11.4 |
| Setuju | 20 | 57.1 | 57.1 | 68.6 |
| Sangat Setuju | 11 | 31.4 | 31.4 | 100.0 |
| Total | 35 | 100.0 | 100.0 | |

Kecerdasan Emosional 3

| | Frequency | Percent | Valid Percent | Cumulative Percent |
|-----------------|-----------|---------|---------------|--------------------|
| Valid Ragu-ragu | 4 | 11.4 | 11.4 | 11.4 |
| Setuju | 24 | 68.6 | 68.6 | 80.0 |
| Sangat Setuju | 7 | 20.0 | 20.0 | 100.0 |
| Total | 35 | 100.0 | 100.0 | |

Kecerdasan Emosional 4

| | | Frequency | Percent | Valid Percent | Cumulative Percent |
|-------|---------------|-----------|---------|---------------|--------------------|
| Valid | Tidak Setuju | 1 | 2.9 | 2.9 | 2.9 |
| | Ragu-ragu | 5 | 14.3 | 14.3 | 17.1 |
| | Setuju | 20 | 57.1 | 57.1 | 74.3 |
| | Sangat Setuju | 9 | 25.7 | 25.7 | 100.0 |
| | Total | 35 | 100.0 | 100.0 | |

Kecerdasan Emosional 5

| | | Frequency | Percent | Valid Percent | Cumulative Percent |
|-------|---------------|-----------|---------|---------------|--------------------|
| Valid | Ragu-ragu | 2 | 5.7 | 5.7 | 5.7 |
| | Setuju | 20 | 57.1 | 57.1 | 62.9 |
| | Sangat Setuju | 13 | 37.1 | 37.1 | 100.0 |
| | Total | 35 | 100.0 | 100.0 | |

Kecerdasan Emosional 6

| | | Frequency | Percent | Valid Percent | Cumulative Percent |
|-------|---------------|-----------|---------|---------------|--------------------|
| Valid | Ragu-ragu | 1 | 2.9 | 2.9 | 2.9 |
| | Setuju | 21 | 60.0 | 60.0 | 62.9 |
| | Sangat Setuju | 13 | 37.1 | 37.1 | 100.0 |
| | Total | 35 | 100.0 | 100.0 | |

Kecerdasan Emosional 7

| | | Frequency | Percent | Valid Percent | Cumulative Percent |
|-------|---------------|-----------|---------|---------------|--------------------|
| Valid | Ragu-ragu | 3 | 8.6 | 8.6 | 8.6 |
| | Setuju | 19 | 54.3 | 54.3 | 62.9 |
| | Sangat Setuju | 13 | 37.1 | 37.1 | 100.0 |
| | Total | 35 | 100.0 | 100.0 | |

Kecerdasan Emosional 8

| | | Frequency | Percent | Valid Percent | Cumulative Percent |
|-------|---------------|-----------|---------|---------------|--------------------|
| Valid | Ragu-ragu | 2 | 5.7 | 5.7 | 5.7 |
| | Setuju | 16 | 45.7 | 45.7 | 51.4 |
| | Sangat Setuju | 17 | 48.6 | 48.6 | 100.0 |
| | Total | 35 | 100.0 | 100.0 | |

Kecerdasan Emosional 9

| | | Frequency | Percent | Valid Percent | Cumulative Percent |
|-------|---------------|-----------|---------|---------------|--------------------|
| Valid | Setuju | 22 | 62.9 | 62.9 | 62.9 |
| | Sangat Setuju | 13 | 37.1 | 37.1 | 100.0 |
| | Total | 35 | 100.0 | 100.0 | |

Kecerdasan Emosional 10

| | | Frequency | Percent | Valid Percent | Cumulative Percent |
|-------|---------------|-----------|---------|---------------|--------------------|
| Valid | Setuju | 20 | 57.1 | 57.1 | 57.1 |
| | Sangat Setuju | 15 | 42.9 | 42.9 | 100.0 |
| | Total | 35 | 100.0 | 100.0 | |

Kecerdasan Emosional 11

| | | Frequency | Percent | Valid Percent | Cumulative Percent |
|-------|---------------|-----------|---------|---------------|--------------------|
| Valid | Ragu-ragu | 2 | 5.7 | 5.7 | 5.7 |
| | Setuju | 20 | 57.1 | 57.1 | 62.9 |
| | Sangat Setuju | 13 | 37.1 | 37.1 | 100.0 |
| | Total | 35 | 100.0 | 100.0 | |

Kecerdasan Emosional 12

| | | Frequency | Percent | Valid Percent | Cumulative Percent |
|-------|---------------|-----------|---------|---------------|--------------------|
| Valid | Ragu-ragu | 4 | 11.4 | 11.4 | 11.4 |
| | Setuju | 26 | 74.3 | 74.3 | 85.7 |
| | Sangat Setuju | 5 | 14.3 | 14.3 | 100.0 |
| | Total | 35 | 100.0 | 100.0 | |

Kecerdasan Emosional 13

| | | Frequency | Percent | Valid Percent | Cumulative Percent |
|-------|---------------|-----------|---------|---------------|--------------------|
| Valid | Ragu-ragu | 9 | 25.7 | 25.7 | 25.7 |
| | Setuju | 22 | 62.9 | 62.9 | 88.6 |
| | Sangat Setuju | 4 | 11.4 | 11.4 | 100.0 |
| | Total | 35 | 100.0 | 100.0 | |

Kecerdasan Emosional 14

| | | Frequency | Percent | Valid Percent | Cumulative Percent |
|-------|---------------|-----------|---------|---------------|--------------------|
| Valid | Tidak Setuju | 1 | 2.9 | 2.9 | 2.9 |
| | Ragu-ragu | 9 | 25.7 | 25.7 | 28.6 |
| | Setuju | 17 | 48.6 | 48.6 | 77.1 |
| | Sangat Setuju | 8 | 22.9 | 22.9 | 100.0 |
| | Total | 35 | 100.0 | 100.0 | |

GAYA KEPEMIMPINAN (X2)

| | Scale Mean if Item Deleted | Scale Variance if Item Deleted | Corrected Item-Total Correlation | Cronbach's Alpha if Item Deleted |
|---------------------|----------------------------|--------------------------------|----------------------------------|----------------------------------|
| Gaya_Kepemimpinan_1 | 18.06 | 1.526 | .048 | .228 |
| Gaya_Kepemimpinan_2 | 17.97 | 1.617 | .171 | .080 |
| Gaya_Kepemimpinan_3 | 17.69 | 1.810 | .022 | .233 |
| Gaya_Kepemimpinan_4 | 17.69 | 1.634 | .191 | .066 |
| Gaya_Kepemimpinan_5 | 17.74 | 1.903 | .037 | .210 |

Reliability Statistics

| Cronbach's Alpha | N of Items |
|------------------|------------|
| .648 | 6 |

Gaya Kepemimpinan 1

| | | Frequency | Percent | Valid Percent | Cumulative Percent |
|-------|---------------|-----------|---------|---------------|--------------------|
| Valid | Tidak Setuju | 1 | 2.9 | 2.9 | 2.9 |
| | Ragu-Ragu | 4 | 11.4 | 11.4 | 14.3 |
| | Setuju | 16 | 45.7 | 45.7 | 60.0 |
| | Sangat Setuju | 14 | 40.0 | 40.0 | 100.0 |
| | Total | 35 | 100.0 | 100.0 | |

Gaya Kepemimpinan 2

| | | Frequency | Percent | Valid Percent | Cumulative Percent |
|-------|---------------|-----------|---------|---------------|--------------------|
| Valid | Ragu-Ragu | 2 | 5.7 | 5.7 | 5.7 |
| | Setuju | 20 | 57.1 | 57.1 | 62.9 |
| | Sangat Setuju | 13 | 37.1 | 37.1 | 100.0 |
| | Total | 35 | 100.0 | 100.0 | |

Gaya Kepemimpinan 3

| | | Frequency | Percent | Valid Percent | Cumulative Percent |
|-------|---------------|-----------|---------|---------------|--------------------|
| Valid | Ragu-Ragu | 2 | 5.7 | 5.7 | 5.7 |
| | Setuju | 10 | 28.6 | 28.6 | 34.3 |
| | Sangat Setuju | 23 | 65.7 | 65.7 | 100.0 |
| | Total | 35 | 100.0 | 100.0 | |

Gaya Kepemimpinan 4

| | | Frequency | Percent | Valid Percent | Cumulative Percent |
|-------|---------------|-----------|---------|---------------|--------------------|
| Valid | Ragu-Ragu | 1 | 2.9 | 2.9 | 2.9 |
| | Setuju | 12 | 34.3 | 34.3 | 37.1 |
| | Sangat Setuju | 22 | 62.9 | 62.9 | 100.0 |
| | Total | 35 | 100.0 | 100.0 | |

Gaya Kepemimpinan 5

| | Frequency | Percent | Valid Percent | Cumulative Percent |
|---------------|-----------|---------|---------------|--------------------|
| Valid Setuju | 16 | 45.7 | 45.7 | 45.7 |
| Sangat Setuju | 19 | 54.3 | 54.3 | 100.0 |
| Total | 35 | 100.0 | 100.0 | |

KINERJA KARYAWAN (Y)

Item-Total Statistics

| | Scale Mean if Item Deleted | Scale Variance if Item Deleted | Corrected Item-Total Correlation | Cronbach's Alpha if Item Deleted |
|--------------------|----------------------------|--------------------------------|----------------------------------|----------------------------------|
| Kinerja_Karyawan_1 | 17.8000 | 1.988 | .374 | .630 |
| Kinerja_Karyawan_2 | 17.8857 | 1.751 | .567 | .539 |
| Kinerja_Karyawan_3 | 18.0571 | 1.820 | .468 | .586 |
| Kinerja_Karyawan_4 | 17.9143 | 2.081 | .297 | .663 |
| Kinerja_Karyawan_5 | 17.8286 | 1.970 | .384 | .626 |

Reliability Statistics

| Cronbach's Alpha | N of Items |
|------------------|------------|
| .789 | 6 |

Kinerja Pegawai 1

| | Frequency | Percent | Valid Percent | Cumulative Percent |
|-----------------|-----------|---------|---------------|--------------------|
| Valid Ragu-ragu | 1 | 2.9 | 2.9 | 2.9 |
| Setuju | 17 | 48.6 | 48.6 | 51.4 |
| Sangat Setuju | 17 | 48.6 | 48.6 | 100.0 |
| Total | 35 | 100.0 | 100.0 | |

Kinerja Pegawai 2

| | | Frequency | Percent | Valid Percent | Cumulative Percent |
|-------|---------------|-----------|---------|---------------|--------------------|
| Valid | Setuju | 15 | 42.9 | 42.9 | 42.9 |
| | Sangat Setuju | 20 | 57.1 | 57.1 | 100.0 |
| | Total | 35 | 100.0 | 100.0 | |

Kinerja Pegawai 3

| | | Frequency | Percent | Valid Percent | Cumulative Percent |
|-------|---------------|-----------|---------|---------------|--------------------|
| Valid | Ragu-ragu | 1 | 2.9 | 2.9 | 2.9 |
| | Setuju | 24 | 68.6 | 68.6 | 71.4 |
| | Sangat Setuju | 10 | 28.6 | 28.6 | 100.0 |
| | Total | 35 | 100.0 | 100.0 | |

Kinerja Pegawai 4

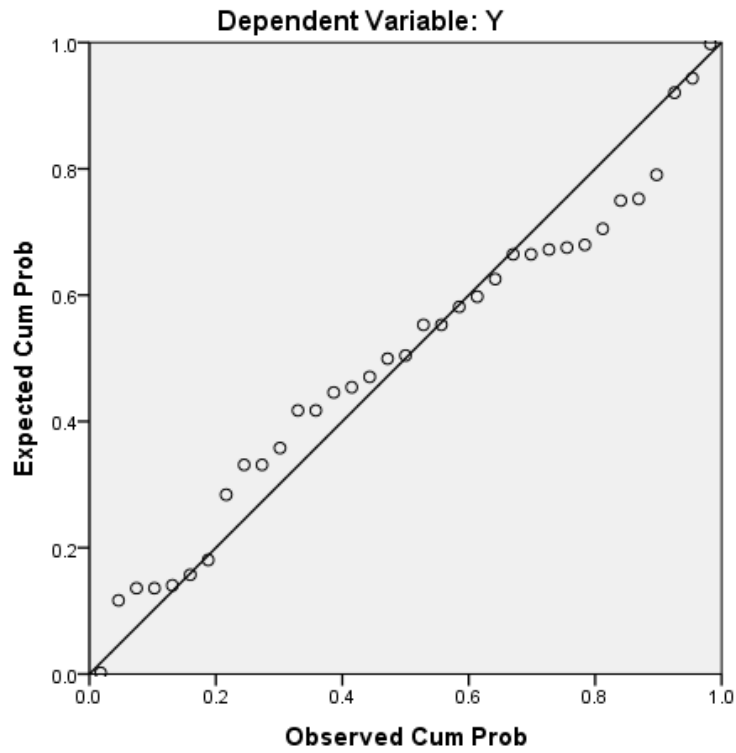
| | | Frequency | Percent | Valid Percent | Cumulative Percent |
|-------|---------------|-----------|---------|---------------|--------------------|
| Valid | Setuju | 16 | 45.7 | 45.7 | 45.7 |
| | Sangat Setuju | 19 | 54.3 | 54.3 | 100.0 |
| | Total | 35 | 100.0 | 100.0 | |

Kinerja Pegawai 5

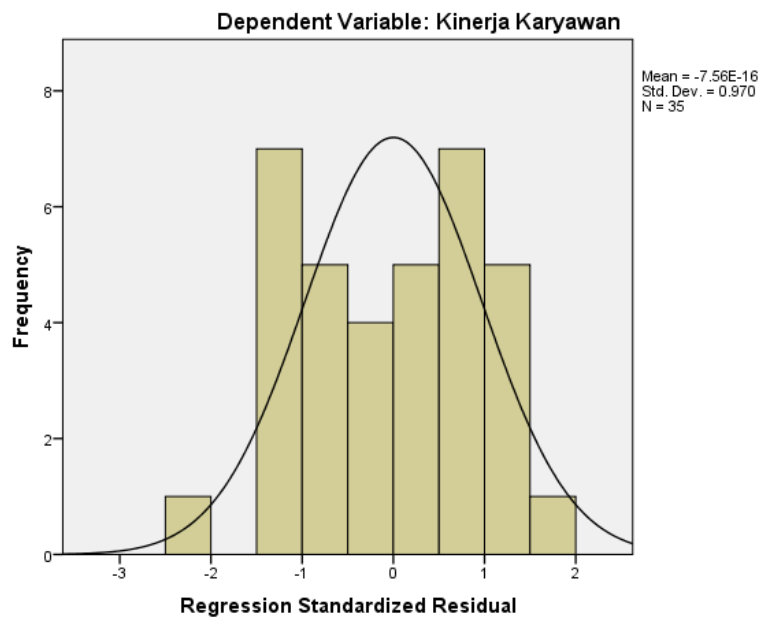
| | | Frequency | Percent | Valid Percent | Cumulative Percent |
|-------|---------------|-----------|---------|---------------|--------------------|
| Valid | Setuju | 15 | 42.9 | 42.9 | 42.9 |
| | Sangat Setuju | 20 | 57.1 | 57.1 | 100.0 |
| | Total | 35 | 100.0 | 100.0 | |

UJI NORMALITAS

Normal P-P Plot of Regression Standardized Residual



Histogram



Analisis Korelasi

Correlations

| | | Kecerdasan Emosional | Gaya Kepemimpinan | Kinerja Pegawai |
|----------------------|---------------------|----------------------|-------------------|-----------------|
| Kecerdasan Emosional | Pearson Correlation | 1 | .035 | .624** |
| | Sig. (2-tailed) | | .840 | .000 |
| | N | 35 | 35 | 35 |
| Gaya Kepemimpinan | Pearson Correlation | .035 | 1 | .136 |
| | Sig. (2-tailed) | .840 | | .436 |
| | N | 35 | 35 | 35 |
| Kinerja Pegawai | Pearson Correlation | .624** | .136 | 1 |
| | Sig. (2-tailed) | .000 | .436 | |
| | N | 35 | 35 | 35 |

** . Correlation is significant at the 0.01 level (2-tailed).

Model Summary^b

| Model | R | R Square | Adjusted R Square | Std. Error of the Estimate |
|-------|-------------------|----------|-------------------|----------------------------|
| 1 | .679 ^a | .462 | .428 | .392 |

Coefficients^a

| Model | | Unstandardized Coefficients | | Standardized Coefficients | t | Sig. |
|-------|----------------------|-----------------------------|------------|---------------------------|--------|------|
| | | B | Std. Error | Beta | | |
| 1 | (Constant) | 15.871 | 1.228 | | 12.923 | .000 |
| | Kecerdasan Emosional | .045 | .013 | .439 | 3.381 | .002 |
| | Gaya Kepemimpinan | .171 | .044 | .503 | 3.878 | .000 |

a. Dependent Variable: Kinerja Pegawai

UJI T

Coefficients^a

| Model | | Unstandardized Coefficients | | Standardized Coefficients | t | Sig. |
|-------|----------------------|-----------------------------|------------|---------------------------|--------|------|
| | | B | Std. Error | Beta | | |
| 1 | (Constant) | 19.289 | .874 | | 22.075 | .000 |
| | Kecerdasan Emosional | .052 | .015 | .525 | 3.541 | .001 |

a. Dependent Variable: Kinerja Pegawai

Coefficients^a

| Model | | Unstandardized Coefficients | | Standardized Coefficients | t | Sig. |
|-------|-------------------|-----------------------------|------------|---------------------------|--------|------|
| | | B | Std. Error | Beta | | |
| 1 | (Constant) | 17.838 | 1.070 | | 16.672 | .000 |
| | Gaya Kepemimpinan | .203 | .048 | .594 | 4.246 | .000 |

a. Dependent Variable: Kinerja Pegawai

UJI F

ANOVA^a

| Model | | Sum of Squares | df | Mean Square | F | Sig. |
|-------|------------|----------------|----|-------------|--------|-------------------|
| 1 | Regression | 5.387 | 2 | 2.694 | 25.249 | .000 ^b |
| | Residual | 3.414 | 32 | .107 | | |
| | Total | 8.801 | 34 | | | |

a. Dependent Variable: Kinerja Pegawai

b. Predictors: (Constant), Gaya Kepemimpinan, Kecerdasan Emosional

Foto Gedung SMA Tarakanita Citra Raya



Foto Halaman Sekolah



Ruang Guru Tampak Luar dan Dalam



| No | Nama | Usia | Jenis Kelamin | Pendidikan | Masa Kerja |
|----|--------------------------------------|------|---------------|-----------------------------------|------------|
| 1 | FX Widodo, M.Pd. | 48 | L | S2-Fisika | 25 tahun |
| 2 | Dra. F. Binotin Nurhening | 55 | P | S1-Pendidikan Matematika | 24 tahun |
| 3 | Banu Gutomo, S. Pd | 41 | L | S1-Ekonomi Akuntansi | 11 tahun |
| 4 | Erna Yulianingsih, S. Pd. | 38 | P | S1-Bimbingan Konseling | 11 tahun |
| 5 | FX. Wardoyo. S. Pd. | 56 | L | S1-Kesehatan Jasmani | 12 tahun |
| 6 | Anastasia Dian Susanti S. Pt. | 40 | P | S1-Studi Nutrisi & Makanan Ternak | 12 tahun |
| 7 | Sari Saptorini S. Pd. | 41 | P | S1-Bahasa Inggris | 12 tahun |
| 8 | Almatia Nuri Krisanti S. Pd. | 36 | P | S1-Pendidikan Agama Katolik | 12 tahun |
| 9 | Lusia Tatik Kartikawati S. Pd. | 34 | P | S1-Fisika | 10 tahun |
| 10 | Yuliana Triwahyuni S. Si. | 39 | P | S1-Kimia | 10 tahun |
| 11 | Natalia Karika Dewi Rudiyanto S. Pd. | 33 | P | S1-Pendidikan Sejarah | 8 tahun |
| 12 | Merry Larasati S. Pd. | 32 | P | S1-Matematika | 7 tahun |
| 13 | Fransiska Christyanti M. Pd. | 31 | P | S2-Manajemen Pendidikan | 6 tahun |
| 14 | Fitra Maya Ratih S. Pd. | 31 | P | S1-Bimbingan Konseling | 6 tahun |
| 15 | Giovani Pradipta Mahardika S. Pd. | 29 | P | S1-Pendidikan Matematika | 5 tahun |
| 16 | Albertus Kwirinus Stephen S. Pd. | 29 | L | S1-Pendidikan Geografi | 3 tahun |
| 17 | Robertus Nedirlan M. Pd. | 31 | L | S2-Pendidikan Bahasa Indonesia | 2 tahun |
| 18 | Brigita Linda Daniswari, S. Pd | 27 | P | S1-Pendidikan Bahasa Inggris | 1 tahun |
| 19 | Markus Wartono | 49 | L | SMP | 27 tahun |
| 20 | Albertus Mulyono | 54 | L | SMEA | 24 tahun |
| 21 | Rina Budianingsih | 44 | P | D3-Sekretari | 20 tahun |
| 22 | Marice Bernadit Wuwungan | 40 | P | D3-Komputerisasi | 15 tahun |
| 23 | Eduardus Dau | 39 | L | SMA | 12 tahun |
| 24 | Amelinda Sofiani Nehe. | 28 | P | SMA | 9 tahun |
| 25 | Synesius Adven Widyanto Amd. Mus | 36 | L | D3-Musik Non Klasik | 5 tahun |
| 26 | Agustina Winda Widyaningsih S. Pd | 25 | P | S1-Sastra Indonesia | 3 tahun |
| 27 | Desi Kristianingsih S. Pd. | 29 | P | S1-Pendidikan Sosiologi | 1 tahun |
| 28 | Fransiska Ima Kulada Kefi S. Pd. | 26 | P | S1-Pendidikan Sejarah | 1 tahun |
| 29 | Anastasia Dina Anindiya S. Pd. | 27 | P | S1-Pendidikan Ekonomi | 10 bulan |
| 30 | Albertus Agung Juan Datu S. Pd. | 25 | L | S1-Bimbingan Konseling | 10 bulan |
| 31 | Theresia Natalisa Dewayani S. Pd. | 31 | P | S1-Bahasa Indonesia | 10 bulan |
| 3 | Daniel Adi Nugroh S.I. Kom | 28 | L | S1-Ilmu Komunikasi | 2 tahun |

| | | | | | |
|----|-------------------------|---|---|-----|---|
| 3 | Rizal Susilo | - | L | SMA | - |
| 34 | Fransiskus Arino Parera | - | L | SMA | - |
| 35 | Oktavianus Raja | - | L | SMA | - |

DAFTAR RIWAYAT HIDUP

Nama : Andreas Doni Gian Setiawan
Tempat, Tanggal Lahir : Ambarawa, 4 Agustus 2000
Alamat : Mulya Asri 2 F5 no.9, Sukamulya, Cikupa,
Tangerang, Banten
Nomor Telepon : 081290214926
E-mail : andreas.donigs@gmail.com

Riwayat Pendidikan

1. STIE PPI, Kabupaten Tangerang, tahun 2023
2. SMA Tarakanita Citra Raya, Tahun 2018
3. SMP Tarakanita Citra Raya, Tahun 2015
4. SD Tarakanita Citra Raya. Tahun, 2012

Demikian daftar Riwayat hidup ini saya buat dengan sebenarnya.

Tangerang, 27 Juli 2023

Andreas Doni Gian Setiawan